DAILY WATCH

Tuesday, November 17, 2026 — **DEBT RESEARCH**

MOST ACTIVE GOVERNMENT BONDS

Bond	Coupon	Maturity	Last Price	Yield	Volume (IDR bn)
FR0109	5.875	15-Mar-31	94.20	7.470	2,978.31
PBS030	5.880	15-Jul-28	98.50	6.886	2,097.02
FR0110	7.250	15-May-32	99.00	7.470	1,466.86
PBS003	6.000	15-Jan-27	99.98	6.328	854.51
SPNS12042027	-	12-Apr-27	97.50	-	650.00
FR0111	7.250	15-Mar-37	98.50	7.673	634.61
FR0090	5.125	15-Apr-27	98.25	6.424	574.08
SPNS23112026	-	23-Nov-26	99.89	-	432.91
SPN03270210	-	10-Feb-27	98.56	-	411.40
FR0095	6.375	15-Aug-28	100.45	6.895	292.30

**Current yield; Coupon, Last Price & Yield are in %; Volume is in IDR bn; Rating code: id(Pefindo) & idn (Fitch Indonesia)*
Sources: Bloomberg; Indonesia Stock Exchange (Volume)

MOST ACTIVE CORPORATE BONDS

Bond	Rating	Coupon	Maturity	Last Price	Yield	Volume
SIBALI01BCN3	A	7.250	5-Dec-28	101.01	6.72	639.65
PIDL01CCN2	A+	10.500	30-Apr-30	110.32	7.10	434.00
SIINET01B	A	10.250	5-Feb-29	107.32	6.67	200.00
SMLPPI02BCN2	A	7.250	24-Feb-31	96.58	8.21	200.00
SMMA03CN1	BBB+	10.000	5-Apr-29	105.95	7.26	190.00
SWRATU01B	A	8.500	27-Mar-33	102.26	8.04	180.10
SMOPPM02ACN1	A+	10.000	25-Mar-28	103.85	7.00	172.00
PIDL01CN3	A+	10.250	27-Aug-30	107.03	8.07	170.00
SMINKP04CN5	A+	9.500	30-Sep-30	107.00	7.40	165.00
SMOPPM02ACN2	A+	10.000	29-Jul-28	104.82	6.97	160.00

SOVEREIGN BOND YIELDS

Country	Tenor	Coupon (%)	16-Nov-26	MA LTM as of Oct	MA LTM as of Sep	Spread over UST YC (bps) 16-Nov-26	Oct	Sep
United States	2yr		4.92	4.92	5.00			
USD	5yr		4.97	4.97	5.09			
	10yr		1.55	1.55	1.74			
German	2yr	0.25	1.55	1.55	1.74	-331	-331	-315
EUR	5yr	1.00	1.55	1.55	1.74	-342	-342	-335
	10yr	1.75	3.40	3.40	3.59	185	185	185
Indonesia	2yr	3.50	5.00	5.00	4.96	14	14	7
USD	5yr	3.85	5.76	5.76	5.66	79	79	57
	10yr	6.63	6.39	6.39	6.36	484	484	462
Brazil	2yr	0.00	14.71	-	13.81	986	-	892
BRL	3yr	0.00	15.06	-	14.02	1,020	-	913
	10yr	10.00	1.55	1.55	1.74	-331	-331	-315
Philippines	2yr	6.00	7.07	7.07	6.42	221	221	153
PHP	5yr	7.88	1.55	1.55	1.74	-342	-342	-335
	10yr	11.38	8.03	8.03	7.77	649	649	602
Thailand	2yr	3.13	1.13	1.13	1.31	-373	-373	-358
THB	5yr	3.45	1.55	1.55	1.74	-342	-342	-335
	10yr	3.63	1.99	1.99	2.33	44	44	58
India	2yr	7.59	6.86	6.86	6.64	200	200	175
INR	5yr	7.28	7.11	7.11	6.88	214	214	179
	10yr	8.83	1.55	1.55	1.74	0	0	0
Malaysia	3yr	3.17	1.55	1.55	1.74	-337	-337	-326
MYR	5yr	3.26	3.65	3.65	3.79	-132	-132	-130
	10yr	4.18	1.55	1.55	1.74	0	0	0

Sources: Bloomberg (Current Yield Curve), US Treasury

YIELD OF GOVERNMENT BOND BENCHMARK (%)

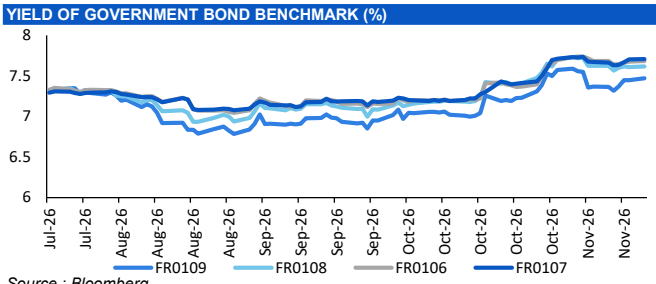

Source : Bloomberg

YIELD CURVE MOVEMENT (%)

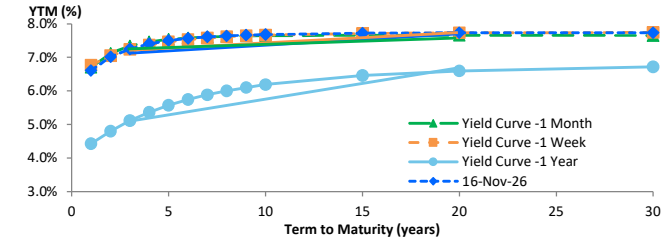

Source : Bloomberg

TRADING VOLUME BY MATURITY (IDR TRILLION)

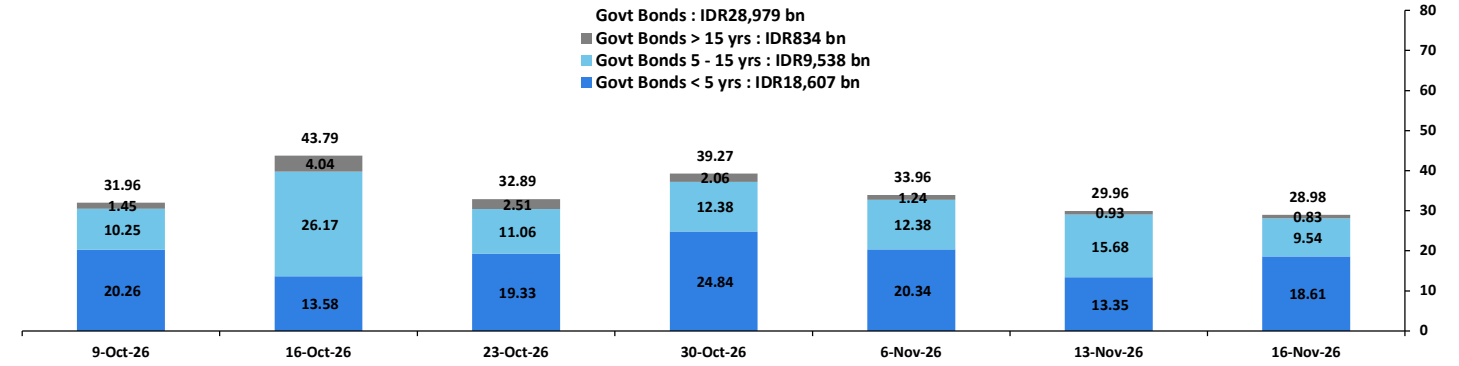

Sources: Indonesia Stock Exchange

CURRENCY

Price	16-Nov-26	-1 Day	-1 Week	-1 Month	EoP2025
DXY	103.38 ↓	103.41	101.65	101.84	98.32
USD/IDR	18,258 ↑	18,195	18,085	18,012	16,690
EUR/USD	1.10 ↓	1.10	1.12	1.12	1.17
USD/JPY	159.47 ↓	159.71	157.91	158.02	156.71
USD/CNY	6.665 ↓	6.672	6.672	6.687	6.988
USD/MYR	4.092 ↑	4.087	4.059	4.081	4.060
SGD/IDR	14,192 ↑	14,142	14,120	14,079	12,969

Source : Bloomberg

COMMODITY

Price	16-Nov-26	-1 Day	-1 Week	-1 Month	EoP2025
CPO (Palm Oil)	4,347 ↑	4,168	4,049	4,536	3,998
Coal	145.75 ↑	145.25	138.05	150.40	107.50
Gold (XAU/USD)	3,863 ↓	3,884	4,140	4,166	4,319
Nickel	15,788 ↓	16,047	16,047	15,166	16,546
Copper	605.10 ↓	609.05	634.45	657.35	568.20
Brent	95.24 ↓	95.84	92.57	109.86	60.85
WTI	88.35 ↓	88.56	86.85	97.97	57.42

Source : Bloomberg

PHEI FAIR SPREAD

	1Y	2Y	3Y	4Y	5Y	6Y	7Y	8Y	9Y	10Y
AAA	48	48	49	50	51	52	53	53	54	54
AA+*	58	66	70	71	72	72	73	74	75	76
AA	71	84	89	90	90	91	92	94	95	97
AA-*	90	101	105	105	106	107	110	112	115	117
A+*	115	122	124	124	125	127	131	134	138	141
A	148	153	153	153	155	158	163	167	171	174
A-*	188	196	197	199	201	205	210	214	218	221
BBB+*	233	249	254	257	260	264	269	273	276	279
BBB	281	306	316	321	325	329	333	337	340	342

**interpolated, as of November 16, 2026 (bps)*

Sources : PHEI, Bloomberg

SBN HOLDING - (IDR tn)

	10-Nov-2026	WoW	MtD	YTD
Banks	1,343	48.6	49.0	14.0
Bank Indonesia (exclude repo)	1,769	(52.0)	(55.7)	127.4
Non-Banks:				
Mutual Fund	236	(1.1)	0.7	(6.5)
Insurance & Pension Fund	1,434	0.3	0.8	143.8
Foreign Investor	922	6.3	4.7	43.1
Individual	594	(0.3)	0.0	56.7
Others	764	9.7	9.9	115.2
Total	**7,062**	**11.5**	**9.4**	**493.7**
Domestic Investor	4,372	57.2	60.5	323.1
Foreign Investor	922	6.3	4.7	43.1
Bank Indonesia (include repo)	1,777	6.1	7.0	135.9

Source : DJPPR (Processed)

DAILY WATCH

Tuesday, November 17, 2026 — **DEBT RESEARCH**

VALUATIONS OF GOVERNMENT BONDS

Bond	Issue Date	Mature Date	Coupon	TTM	Modified Duration	YTM	(Change)	Prev Closing Price	Fair Yield Range		Fair Price Range		Last Trade Date	Last Trade Price	Last Trade Vol (IDR bn)	Last Trade Freq
FR0042	25-Jan-07	15-Jul-27	10.25	0.7	0.62	6.53	0.3bps	102.34	6.372	6.604	102.31	102.46	16-Nov-26	102.39	200.01	3
FR0094	4-Mar-22	15-Jan-28	5.60	1.2	1.09	6.82	-4.5bps	98.65	6.667	6.899	98.56	98.81	22-Sep-26	98.45	20.26	1
FR0047	30-Aug-07	15-Feb-28	10.00	1.2	1.14	6.82	-0.8bps	103.71	6.687	6.806	103.74	103.88	16-Nov-26	104.60	0.10	3
FR0064	13-Aug-12	15-May-28	6.13	1.5	1.40	6.88	0.5bps	98.95	6.765	6.879	98.94	99.10	16-Nov-26	99.80	52.91	21
FR0095	19-Aug-22	15-Aug-28	6.38	1.7	1.60	6.90	-0.2bps	99.15	6.847	6.963	99.03	99.22	16-Nov-26	100.45	292.30	48
FR0099	27-Jan-23	15-Jan-29	6.40	2.2	1.95	6.80	-0.9bps	99.20	6.632	6.864	99.07	99.53	30-Oct-26	97.80	0.50	1
FR0071	12-Sep-13	15-Mar-29	9.00	2.3	2.05	7.07	1.3bps	104.04	7.035	7.191	103.80	104.14	16-Nov-26	103.90	1.15	3
FR0101	2-Nov-23	15-Apr-29	6.88	2.4	2.17	7.13	3.6bps	99.45	7.075	7.179	99.33	99.56	16-Nov-26	100.13	266.23	42
FR0078	27-Sep-18	15-May-29	8.25	2.5	2.23	7.14	4.1bps	102.49	7.099	7.192	102.38	102.59	16-Nov-26	101.20	1.16	7
FR0104	22-Aug-24	15-Jul-30	6.50	3.7	3.13	7.30	2.0bps	97.46	7.244	7.392	97.17	97.63	16-Nov-26	97.35	272.77	47
FR0052	20-Aug-09	15-Aug-30	10.50	3.7	3.04	7.28	6.3bps	110.38	7.122	7.354	110.12	110.92	16-Nov-26	110.07	106.00	4
FR0082	1-Aug-19	15-Sep-30	7.00	3.8	3.26	7.36	1.5bps	98.82	7.331	7.405	98.66	98.90	16-Nov-26	99.40	137.24	60
FRSDG001	27-Oct-22	15-Oct-30	7.38	3.9	3.33	7.02	10.4bps	101.20	6.762	6.994	101.28	102.07	26-Oct-26	100.00	3.00	1
FR0087	13-Aug-20	15-Feb-31	6.50	4.2	3.58	7.45	-0.5bps	96.59	7.402	7.498	96.41	96.75	16-Nov-26	97.40	26.14	30
FR0109	**14-Aug-25**	**15-Mar-31**	**5.88**	**4.3**	**3.69**	**7.47**	**2.5bps**	**94.19**	**7.371**	**7.548**	**93.91**	**94.53**	**16-Nov-26**	**94.20**	**2,978.31**	**74**
FR0085	4-May-20	15-Apr-31	7.75	4.4	3.67	7.35	-2.8bps	101.47	7.229	7.461	101.06	101.93	13-Nov-26	102.80	0.10	1
FR0073	6-Aug-15	15-May-31	8.75	4.5	3.69	7.47	2.9bps	104.80	7.438	7.535	104.56	104.94	16-Nov-26	104.30	4.39	36
FR0054	22-Jul-10	15-Jul-31	9.50	4.7	3.66	7.40	4.9bps	108.12	7.330	7.503	107.72	108.42	16-Nov-26	108.00	0.06	4
FR0091	8-Jul-21	15-Apr-32	6.38	5.4	4.45	7.47	1.6bps	95.18	7.442	7.538	94.90	95.31	16-Nov-26	91.60	31.45	46
FR0110	6-Aug-26	15-May-32	7.25	5.5	4.46	7.47	1.2bps	99.02	7.380	7.612	98.40	99.42	16-Nov-26	99.00	1,466.86	104
FR0058	21-Jul-11	15-Jun-32	8.25	5.6	4.29	7.49	-0.8bps	103.41	7.368	7.601	102.90	103.96	12-Nov-26	103.30	25.10	2
FR0074	10-Nov-16	15-Aug-32	7.50	5.7	4.51	7.57	1.6bps	99.67	7.487	7.600	99.52	100.04	16-Nov-26	98.65	0.81	12
FR0096	19-Aug-22	15-Feb-33	7.00	6.2	4.87	7.58	-3.5bps	97.14	7.549	7.661	96.75	97.29	16-Nov-26	97.00	78.63	52
FR0065	30-Aug-12	15-May-33	6.63	6.5	5.15	7.61	2.1bps	95.01	7.558	7.663	94.77	95.28	16-Nov-26	97.10	37.13	36
FR0100	24-Aug-23	15-Feb-34	6.63	7.2	5.51	7.68	3.0bps	94.21	7.607	7.735	93.92	94.59	16-Nov-26	96.30	38.81	29
FR0068	1-Aug-13	15-Mar-34	8.38	7.3	5.38	7.70	6.7bps	103.73	7.591	7.710	103.66	104.33	16-Nov-26	103.70	197.23	31
FR0080	4-Jul-19	15-Jun-35	7.50	8.6	6.04	7.66	0.6bps	98.99	7.551	7.749	98.45	99.68	16-Nov-26	99.75	89.82	68
FR0103	8-Aug-24	15-Jul-35	6.75	8.7	6.24	7.65	2.0bps	94.38	7.614	7.768	93.65	94.58	16-Nov-26	96.50	175.99	22
FR0108	**31-Jul-25**	**15-Apr-36**	**6.50**	**9.4**	**6.78**	**7.62**	**0.8bps**	**92.59**	**7.580**	**7.764**	**91.66**	**92.82**	**16-Nov-26**	**92.65**	**269.89**	**46**
FR0072	9-Jul-15	15-May-36	8.25	9.5	6.57	7.68	0.2bps	103.77	7.653	7.737	103.41	103.98	16-Nov-26	105.00	18.01	12
FR0088	7-Jan-21	15-Jun-36	6.25	9.6	6.76	7.66	-3.0bps	90.57	7.628	7.715	90.20	90.74	16-Nov-26	89.60	6.76	26
FR0111	3-Sep-26	15-Mar-37	7.00	10.3	7.08	7.67	0.8bps	95.24	7.629	7.773	94.56	95.55	16-Nov-26	98.50	634.61	87
FR0045	24-May-07	15-May-37	9.75	10.5	6.80	7.68	-1.5bps	114.73	7.562	7.795	113.84	115.66	26-Oct-26	119.00	0.20	2
FR0093	6-Jan-22	15-Jul-37	6.38	10.7	7.28	7.67	-1.2bps	90.69	7.651	7.720	90.33	90.80	16-Nov-26	93.25	19.78	19
FR0075	10-Aug-17	15-May-38	7.50	11.5	7.57	7.71	-1.1bps	98.38	7.673	7.759	98.05	98.70	16-Nov-26	98.80	13.51	50
FR0098	15-Sep-22	15-Jun-38	7.13	11.6	7.45	7.71	-1.7bps	95.55	7.692	7.770	95.12	95.70	16-Nov-26	100.32	72.43	24
FR0050	24-Jan-08	15-Jul-38	10.50	11.7	6.96	7.71	0.6bps	121.23	7.533	7.765	120.71	122.74	16-Nov-26	123.00	0.10	2
FR0079	7-Jan-19	15-Apr-39	8.38	12.4	7.72	7.72	0.7bps	105.20	7.677	7.748	104.93	105.51	16-Nov-26	105.00	132.74	20
FR0083	7-Nov-19	15-Apr-40	7.50	13.4	8.26	7.72	1.2bps	98.17	7.681	7.779	97.69	98.49	16-Nov-26	99.00	57.16	102
FR0106	**9-Jan-25**	**15-Aug-40**	**7.13**	**13.7**	**8.38**	**7.68**	**0.8bps**	**95.32**	**7.639**	**7.764**	**94.64**	**95.66**	**16-Nov-26**	**95.50**	**143.04**	**27**
FR0057	21-Apr-11	15-May-41	9.50	14.5	8.28	7.72	-1.4bps	115.38	7.426	7.658	115.96	118.23	12-Nov-26	116.50	0.40	4
FR0062	9-Feb-12	15-Apr-42	6.38	15.4	9.23	7.72	-2.0bps	88.04	7.557	7.762	87.65	89.34	16-Nov-26	88.50	10.64	13
FR0112	2-Oct-26	15-May-42	7.25	15.5	9.06	7.72	0.2bps	95.79	7.69	7.76	95.47	96.09	16-Nov-26	95.90	23.48	38
FR0092	8-Jul-21	15-Jun-42	7.13	15.6	8.85	7.71	0.4bps	94.75	7.663	7.780	94.14	95.14	16-Nov-26	94.80	113.52	47
FR0097	19-Aug-22	15-Jun-43	7.13	16.6	9.15	7.68	-1.5bps	94.83	7.640	7.813	93.65	95.19	16-Nov-26	93.75	22.58	34
FR0067	18-Jul-13	15-Feb-44	8.75	17.2	9.04	7.70	-0.8bps	109.95	7.676	7.750	109.41	110.15	13-Nov-26	111.00	0.12	2
FR0107	**9-Jan-25**	**15-Aug-45**	**7.13**	**18.7**	**9.81**	**7.71**	**0.6bps**	**94.26**	**7.628**	**7.795**	**93.44**	**95.01**	**16-Nov-26**	**94.35**	**172.53**	**63**
FR0076	22-Sep-17	15-May-48	7.38	21.5	10.49	7.74	-1.0bps	96.23	7.587	7.819	95.41	97.77	16-Nov-26	96.45	71.55	106
FR0089	7-Jan-21	15-Aug-51	6.88	24.7	10.97	7.75	0.0bps	90.39	7.691	7.777	90.14	91.01	16-Nov-26	91.25	19.39	50
FR0102	5-Jan-24	15-Jul-54	6.88	27.7	11.29	7.74	-0.5bps	90.21	7.695	7.821	89.34	90.65	16-Nov-26	90.40	83.15	114
FR0105	27-Aug-24	15-Jul-64	6.88	37.7	12.08	7.71	-3.0bps	89.76	7.478	7.710	89.78	92.43	14-Apr-25	99.00	0.10	1
ORI026T6	30-Oct-24	15-Oct-30	6.40	3.9	-	7.09	121.0bps	97.65	7.021	7.253	97.10	97.88	16-Nov-26	97.45	1.53	13
ORI027T6	26-Feb-25	15-Feb-31	6.75	4.2	-	7.41	-1.9bps	97.60	7.266	7.498	97.29	98.12	16-Nov-26	97.00	7.34	27
ORI028T6	29-Oct-25	15-Oct-31	5.65	4.9	-	7.14	-10.3bps	93.83	7.141	7.373	92.92	93.84	16-Nov-26	92.20	2.55	16
ORI029T6	25-Feb-26	15-Feb-32	5.80	5.2	-	7.58	2.8bps	92.34	7.369	7.601	92.23	93.19	16-Nov-26	92.40	7.44	26
ORI030T6	5-Aug-26	15-Jul-32	7.00	5.7	-	7.71	2.1bps	96.77	7.516	7.748	96.58	97.63	16-Nov-26	97.50	10.29	37
PBS003	2-Feb-12	15-Jan-27	6.00	0.2	0.16	6.33	7.7bps	99.93	6.055	6.288	99.93	99.97	16-Nov-26	99.98	854.51	136
PBS020	22-Oct-18	15-Oct-27	9.00	0.9	0.86	6.18	-4.9bps	102.44	6.039	6.271	102.37	102.58	31-Jul-24	108.25	0.50	1
PBS018	4-Jun-18	15-May-28	7.63	1.5	1.40	6.66	-0.5bps	101.34	6.541	6.773	101.19	101.52	3-Sep-19	99.29	2,000.00	2
PBS030	**4-Jun-21**	**15-Jul-28**	**5.88**	**1.7**	**1.53**	**6.89**	**-0.7bps**	**98.43**	**6.738**	**6.945**	**98.33**	**98.65**	**16-Nov-26**	**98.50**	**2,097.02**	**306**
PBSG001	22-Sep-22	15-Sep-29	6.63	2.8	2.51	6.98	-2.1bps	99.08	6.889	7.121	98.74	99.32	16-Nov-26	100.00	0.50	1
PBS023	15-May-19	15-May-30	8.13	3.5	3.01	7.06	-0.1bps	103.25	6.985	7.217	102.76	103.48	16-Nov-26	103.35	2.50	2
PBS040	**30-Oct-25**	**15-Nov-30**	**5.00**	**4.0**	**3.52**	**7.47**	**-0.9bps**	**91.62**	**7.293**	**7.525**	**91.42**	**92.17**	**16-Nov-26**	**96.00**	**22.10**	**26**
PBS012	28-Jan-16	15-Nov-31	8.88	5.0	4.04	7.02	-0.1bps	107.69	6.971	7.203	106.91	107.92	11-Nov-26	106.41	25.00	5
PBS024	28-May-19	15-May-32	8.38	5.5	4.39	7.08	0.7bps	105.83	7.001	7.233	105.10	106.18	20-Dec-22	94.07	15.00	22
PBS025	29-May-19	15-May-33	8.38	6.5	5.03	6.80	-0.8bps	108.14	6.797	7.029	106.93	108.18	27-Oct-26	106.65	10.00	2
PBSG002	30-Oct-25	15-Oct-33	5.63	6.9	5.53	7.29	-0.1bps	91.09	7.092	7.324	90.91	92.09	11-Nov-26	89.80	10.50	3
PBS029	14-Jan-21	15-Mar-34	6.38	7.3	5.64	7.43	-5.6bps	94.13	7.331	7.563	93.40	94.64	16-Nov-26	93.40	42.55	12
PBS022	24-Jan-19	15-Apr-34	8.63	7.4	5.47	7.25	-31.2bps	107.76	7.327	7.559	105.95	107.31	28-Oct-26	106.71	93.05	3
PBS037	12-Jan-23	15-Mar-36	6.88	9.3	6.65	7.46	1.6bps	96.12	7.372	7.562	95.45	96.67	16-Nov-26	94.75	0.56	33
PBS004	16-Feb-12	15-Feb-37	6.10	10.2	7.22	7.47	0.6bps	90.28	7.297	7.529	89.91	91.45	16-Nov-26	89.90	2.23	7
PBS034	**13-Jan-22**	**15-Jun-39**	**6.50**	**12.6**	**8.02**	**7.63**	**0.3bps**	**90.95**	**7.423**	**7.655**	**90.77**	**92.53**	**16-Nov-26**	**90.80**	**25.14**	**35**
PBS007	29-Sep-14	15-Sep-40	9.00	13.8	7.98	7.96	0.0bps	108.62	7.667	7.899	109.14	111.22	26-Aug-25	121.65	2.40	4
PBS039	11-Jan-24	15-Jul-41	6.63	14.7	8.95	7.08	0.0bps	95.88	7.064	7.296	94.00	96.01	13-Nov-26	92.00	0.10	1
PBS035	30-Mar-22	15-Mar-42	6.75	15.3	9.14	7.40	-0.1bps	94.12	7.180	7.412	93.98	96.03	24-Nov-22	97.05	2.04	1
PBS005	2-May-13	15-Apr-43	6.75	16.4	9.51	7.47	0.2bps	93.23	7.274	7.506	92.92	95.02	13-Nov-26	90.50	1.75	1
PBS028	23-Jul-20	15-Oct-46	7.75	19.9	10.18	7.39	0.0bps	103.72	7.408	7.640	101.11	103.52	16-Nov-26	102.25	0.01	2
PBS033	13-Jan-22	15-Jun-47	6.75	20.6	10.39	7.37	0.0bps	93.51	7.087	7.319	93.99	96.37	16-Nov-26	89.95	3.65	17
PBS015	21-Jul-17	15-Jul-47	8.00	20.7	10.25	7.10	0.0bps	109.67	7.093	7.325	107.12	109.75	3-Nov-26	106.90	0.40	1
PBS038	**7-Dec-23**	**15-Dec-49**	**6.88**	**23.1**	**10.64**	**7.67**	**0.2bps**	**91.42**	**7.459**	**7.691**	**91.24**	**93.61**	**16-Nov-26**	**91.75**	**1.75**	**88**
SR023T5	22-Sep-25	10-Oct-30	5.95	3.9	-	7.46	1.1bps	94.90	7.293	7.525	94.69	95.45	16-Nov-26	94.25	6.55	18
SR024T5	22-Apr-26	10-Mar-31	5.90	4.3	-	7.04	0.1bps	95.76	7.031	7.139	95.41	95.80	16-Nov-26	93.85	3.03	52
SR025T5	24-Sep-26	10-Sep-31	6.90	4.8	-	7.21	0.6bps	98.76	7.007	7.239	98.62	99.56	16-Nov-26	97.40	10.65	46

**Val: Valuation based on ENSS Yield Curve; MDur (Modified Duration) is in year; Coupon, Price, & Yield are in %* — *Source : Bloomberg,PT BRI Danareksa Sekuritas, IDX (Last Trade)*

Analysts : Laras Nerpatari & Eka Nuraini

Disclaimer: The information contained in this report has been taken from sources which we deem reliable. However, none of P.T. BRI Danareksa Sekuritas and/or its affiliated companies and/or their respective employees and/or agents makes any representation or warranty (express or implied) or accepts any responsibility or liability as to, or in relation to, the accuracy orcompleteness of the information and opinions contained in this report or as to any information contained in this report or any other such information or opinions remaining unchanged after the issue thereof. We expressly disclaim any responsibility or liability (express or implied) of P.T. BRI Danareksa Sekuritas, its affiliated companies and their respective employees and agents whatsoever and howsoever arising (including, without limitation for any claims, proceedings, action , suits, losses, expenses, damages or costs) which may be brought against or suffered by any person as a results of acting in reliance upon the whole or any part of the contents of this report and neither P.T. BRI Danareksa Sekuritas, its affiliated companies or their respective employees or agents accepts liability for any errors, omissions or mis-statements, negligent or otherwise, in the report and any liability in respect of the report or any inaccuracy therein or omission therefrom which might otherwise arise is hereby expresses disclaimed. The information contained in this report is not be taken as any recommendation made by P.T. BRI Danareksa Sekuritas or any other person to enter into any agreement with regard to any investment mentioned in this document. This report is prepared for general circulation. It does not have regards to the specific person who may receive this report. In considering any investments you should make your own independent assessment and seek your own professional financial and legal advice.

DAILY TECHNICAL ANALYSIS

Tuesday, November 17, 2026 — **DEBT** RESEARCH

PRICE INDEX

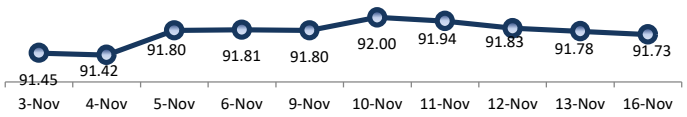

YIELD INDEX

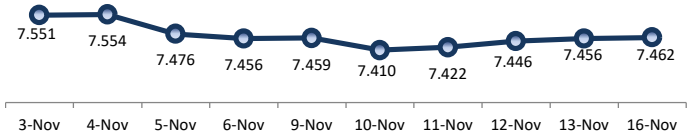

TECHNICAL ANALYSIS

FR0109

INDICATORS	16-Nov-26	-1 Day	Change
Last Price	94.19	94.27	(0.08)
DI+	19.07	19.30	(0.23)
DI-	36.72	37.62	(0.90)
ADX (15D)	33.49	33.62	(0.13)
A/D	-4,415.84	-79.89	(4,335.95)
CMF(20D)	-0.103	-0.002	(0.10)
CCI	-30.88	-36.39	5.51
Volume (IDR bn)	2,978.31	2,400.40	577.91
Frequency	74	90	(16)

COMMENT

Price declined; heavy trade volume; upward trend continues to strengthen; selling pressure increased; CCI increased.

SELL

FEATURES

Issue Date	14-Aug-25
Mature Date	15-Mar-31
Tenor	4.3
Coupon Rate	5.88
Last Yield	7.47
Modified Duration	3.69
Previous Coupon Date	15-Sep-26
Next Coupon Date	15-Mar-27

Sources: Bloomberg (Price); IDX

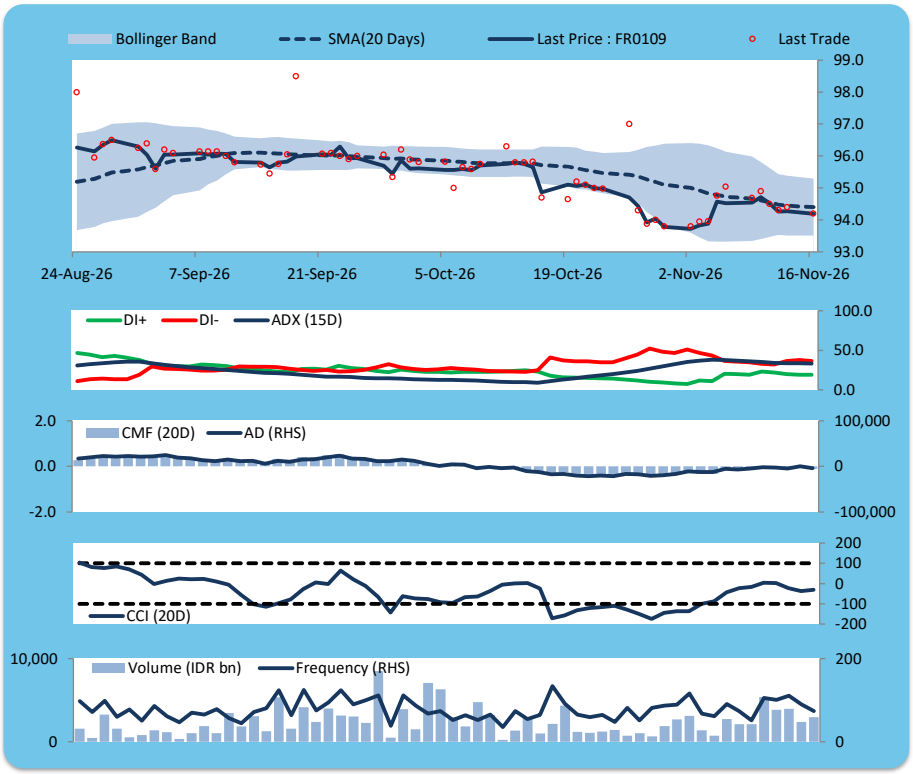

FR0108

INDICATORS	16-Nov-26	-1 Day	Change
Last Price	92.60	92.64	(0.04)
DI+	19.98	20.43	(0.45)
DI-	35.94	36.76	(0.82)
ADX (15D)	36.15	36.69	(0.54)
A/D	-2,536.53	-1,978.49	(558.04)
CMF(20D)	-0.141	-0.105	(0.04)
CCI	-20.63	-24.69	4.06
Volume (IDR bn)	269.89	694.69	(424.80)
Frequency	46	65	(19)

COMMENT

Price declined slightly; moderate trade volume; upward trend continues to strengthen; selling pressure increased; CCI increased.

SELL

FEATURES

Issue Date	31-Jul-25
Mature Date	15-Apr-36
Tenor	9.4
Coupon Rate	6.50
Last Yield	7.61
Modified Duration	6.78
Previous Coupon Date	15-Oct-26
Next Coupon Date	15-Apr-27

Sources: Bloomberg (Price); IDX

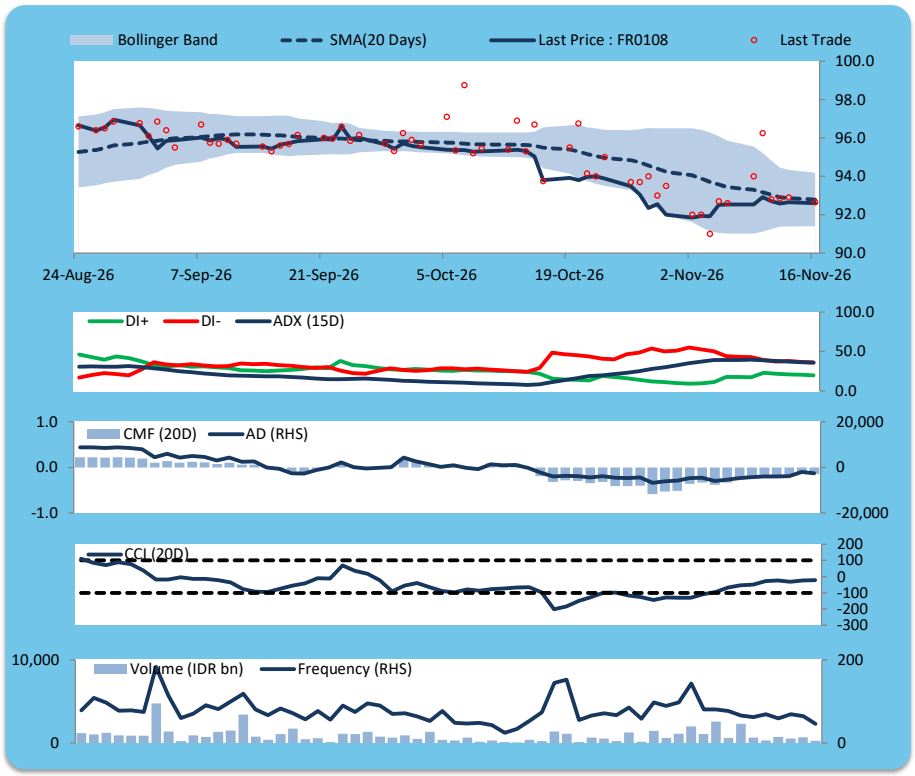

FR0106

INDICATORS	16-Nov-26	-1 Day	Change
Last Price	95.31	95.38	(0.08)
DI+	17.48	17.95	(0.47)
DI-	48.70	50.00	(1.30)
ADX (15D)	47.29	47.30	(0.01)
A/D	-388.76	-13.94	(374.82)
CMF(20D)	-0.049	-0.002	(0.05)
CCI	-39.87	-43.64	3.77
Volume (IDR bn)	143.04	23.56	119.48
Frequency	27	22	5

COMMENT

Price declined; light trade volume; upward trend continues to weaken; selling pressure increased; CCI increased.

SELL

FEATURES

Issue Date	9-Jan-25
Mature Date	15-Aug-40
Tenor	13.7
Coupon Rate	7.13
Last Yield	7.68
Modified Duration	8.38
Previous Coupon Date	15-Aug-26
Next Coupon Date	15-Feb-27

Sources: Bloomberg (Price); IDX

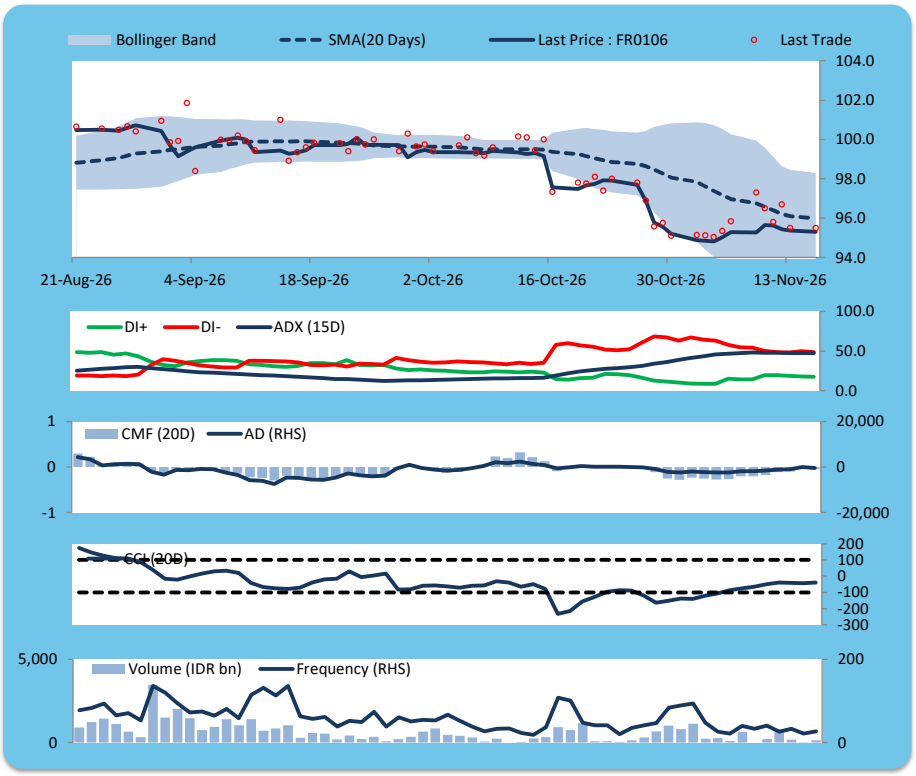

FR0107

INDICATORS	16-Nov-26	-1 Day	Change
Last Price	94.26	94.32	(0.06)
DI+	15.82	16.05	(0.22)
DI-	49.59	49.36	0.23
ADX (15D)	48.35	48.11	0.23
A/D	-2,652.15	-2,887.75	235.60
CMF(20D)	-0.428	-0.453	0.02
CCI	-54.89	-52.20	(2.69)
Volume (IDR bn)	172.53	56.86	115.67
Frequency	63	30	33

COMMENT

Price declined; light trade volume; downward trend continues to strengthen; selling pressure eased; CCI declined.

SELL

FEATURES

Issue Date	9-Jan-25
Mature Date	15-Aug-45
Tenor (year)	18.7
Coupon Rate	7.13
Last Yield	7.71
Modified Duration	9.81
Previous Coupon Date	15-Aug-26
Next Coupon Date	15-Feb-27

Sources: Bloomberg (Price); IDX

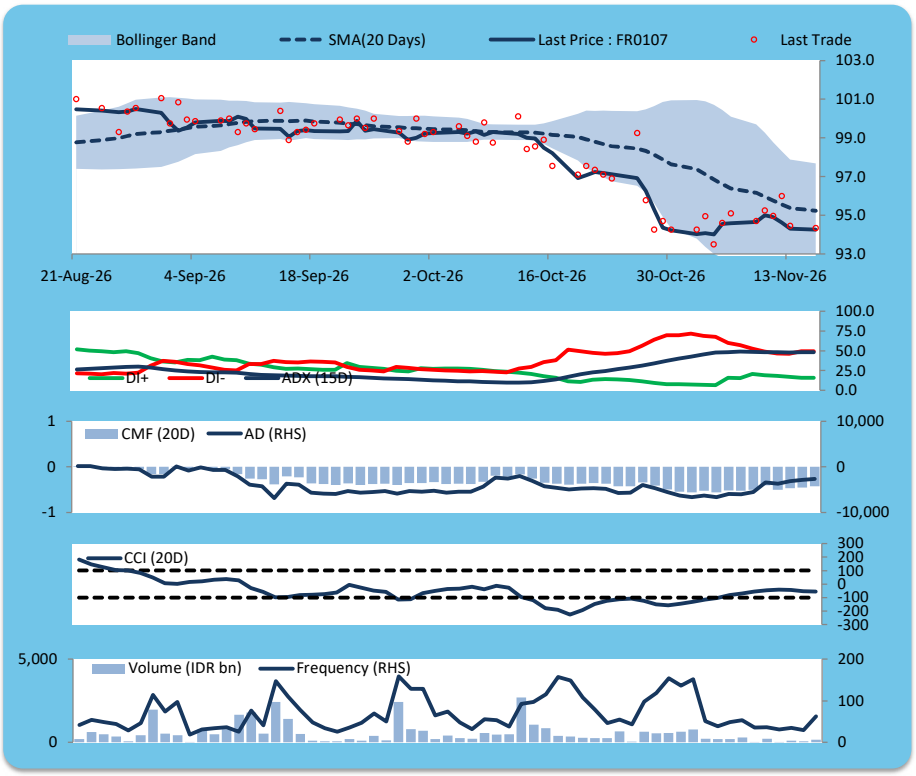

ECONOMIC AND FIXED INCOME RESEARCH TEAM

Chief Economist and Head Fixed Income Research

Helmy Kristanto	helmy.kristanto@brids.co.id	(62-21) 5091 4100 ext. 3400

Economists

Relindya Yuriswari Salehaningtyas	relindya.salehaningtyas@brids.co.id	(62-21) 5091 4100 ext. 3609
Ebenezer Mesotuho Harefa	ebenezer.harefa@brids.co.id	(62-21) 5091 4100 ext. 3609

Credit Analyst

Laras Nerpatari Suilyas	laras.nerpatari@brids.co.id	(62-21) 5091 4100 ext. 3403

Production & Database Management

Eka Nuraini	ekan@brids.co.id	(62-21) 5091 4100 ext. 3407
Faiqul Kurnia Muslim	faiqul.muslim@brids.co.id	(62-21) 5091 4100 ext. 3402

INSTITUTIONAL DEBT SALES & TRADING TEAM

Head of Debt Capital Market

Yopi Chandra Wardhani	yopi.wardhani@brids.co.id	(62-21) 5091 4100 ext. 3220

Debt Sales

Rachmat Eko Putranto	rachmat.putranto@brids.co.id	(62-21) 5091 4100 ext. 3218
Rafi Hutama Soeriaatmadja	rafi.soeriaatmadja@brids.co.id	(62-21) 5091 4100 ext. 3926
Adzkia Zahra	adzkia.zahra@brids.co.id	(62-21) 5091 4100 ext. 3924

Debt Brokerage

Citra Isramij P.	citra.isramij@brids.co.id	(62-21) 5091 4100 ext. 3228
Sisca Emillia	sisca.emillia@brids.co.id	(62-21) 5091 4100 ext. 3921
Deviano Sujitno	deviano.sujitno@brids.co.id	(62-21) 5091 4100 ext. 3925

DISCLAIMER: The information contained in this report has been taken from sources which we deem reliable. However, none of P.T. BRI Danareksa Sekuritas and/or its affiliated companies and/or their respective employees and/or agents makes any representation or warranty (express or implied) or accepts any responsibility or liability as to, or in relation to, the accuracy or completeness of the information and opinions contained in this report or as to any information contained in this report or any other such information or opinions remaining unchanged after the issue thereof. We expressly disclaim any responsibility or liability (express or implied) of P.T. BRI Danareksa Sekuritas, its affiliated companies and their respective employees and agents whatsoever and howsoever arising (including, without limitation for any claims, proceedings, action , suits, losses, expenses, damages or costs) which may be brought against or suffered by any person as a results of acting in reliance upon the whole or any part of the contents of this report and neither P.T. BRI Danareksa Sekuritas, its affiliated companies or their respective employees or agents accepts liability for any errors, omissions or mis-statements, negligent or otherwise, in the report and any liability in respect of the report or any inaccuracy therein or omission therefrom which might otherwise arise is hereby expresses disclaimed. The information contained in this report is not be taken as any recommendation made by P.T. BRI Danareksa Sekuritas or any other person to enter into any agreement with regard to any investment mentioned in this document. This report is prepared for general circulation. It does not have regards to the specific person who may receive this report. In considering any investments you should make your own independent assessment and seek your own professional financial and legal advice.