DAILY WATCH

Monday, June 8, 2026 | **DEBT RESEARCH**

MOST ACTIVE GOVERNMENT BONDS

Bond	Coupon	Maturity	Last Price	Yield	Volume (IDR bn)
FR0109	5.875	15-Mar-31	95.70	6.904	2,236.19
FR0059	7.000	15-May-27	99.90	7.043	1,831.61
FR0108	6.500	15-Apr-36	97.15	6.841	1,333.53
PBS032	4.875	15-Jul-26	99.76	6.419	1,101.57
PBS003	6.000	15-Jan-27	99.70	6.723	978.57
FR0106	7.125	15-Aug-40	100.85	6.972	936.66
FR0091	6.375	15-Apr-32	96.70	6.871	580.73
FR0103	6.750	15-Jul-35	100.20	6.894	503.85
FR0065	6.625	15-May-33	93.95	6.815	437.81
FR0095	6.375	15-Aug-28	98.80	6.839	433.96

Coupon, Last Price & Yield are in %; Volume is in IDR bn; Rating code: id(Pefindo) & idn (Fitch Indonesia)
Sources: Bloomberg; Indonesia Stock Exchange (Volume)

MOST ACTIVE CORPORATE BONDS

Bond	Rating	Coupon	Maturity	Last Price	Yield	Volume
SMSMII03ACN2	AAA	5.000	7-Dec-26	98.42	5.08	350.00
WISL03B	A	8.750	5-Jul-27	99.85	8.89	305.00
LPPI03BCN1	A	11.000	4-Oct-29	100.72	10.74	255.00
SMMBMA01ACN2	A	7.500	27-Aug-26	100.12	7.49	240.00
PRTL02CCN2	AAA	6.100	17-Dec-26	99.66	6.12	205.00
SMLPPI01CN1	A	11.000	4-Oct-29	106.07	8.87	188.00
WISL01ACN3	A	5.750	27-Mar-27	100.00	5.75	175.00
OPPM01BCN6	A+	10.250	8-Nov-27	101.87	8.83	165.95
SIBOLD01B	A+	8.500	26-Mar-28	96.84	10.44	160.00
SMPNMP01ASECN1	AAA	6.250	18-Jul-26	99.20	6.30	160.00

SOVEREIGN BOND YIELDS

Country	Tenor	Coupon (%)	5-Jun-26	MA LTM as of May	MA LTM as of Apr	Spread over UST YC (bps) 5-Jun-26	May	Apr
United States	2yr		4.09	4.05	3.89			
USD	5yr		4.17	4.14	4.01			
	10yr		4.47	4.44	4.37			
German	2yr	0.25	2.65	2.53	2.64	-139	-148	-123
EUR	5yr	1.00	2.74	2.64	2.75	-144	-151	-126
	10yr	1.75	3.02	2.94	3.04	-145	-150	-134
Indonesia	2yr	3.50	-	4.18	4.20	-	18	32
USD	5yr	3.85	-	4.73	4.57	-	59	56
	10yr	6.63	-	5.50	5.35	-	106	98
Brazil	2yr	0.00	14.31	13.82	13.71	1,028	982	984
BRL	3yr	0.00	14.47	13.94	13.81	1,044	994	994
	10yr	10.00	14.52	14.12	13.98	1,049	1,012	1,010
Philippines	2yr	6.00	6.75	6.85	5.83	271	285	195
PHP	5yr	7.88	7.48	7.45	6.84	331	331	283
	10yr	11.38	7.51	7.42	6.92	304	298	254
Thailand	2yr	3.13	1.23	1.24	1.24	-280	-276	-264
THB	5yr	3.45	1.68	1.68	1.61	-249	-246	-240
	10yr	3.63	2.23	2.33	2.20	-224	-211	-218
India	2yr	7.59	6.29	6.42	6.26	226	241	239
INR	5yr	7.28	6.63	6.82	6.77	246	268	277
	10yr	8.83	6.95	7.01	7.04	249	257	266
Malaysia	3yr	3.17	3.25	3.24	3.21	-84	-82	-68
MYR	5yr	3.26	3.43	3.41	3.36	-75	-74	-65
	10yr	4.18	3.58	3.58	3.57	-89	-86	-80

Sources: Bloomberg (Current Yield Curve), US Treasury

YIELD OF GOVERNMENT BOND BENCHMARK (%)

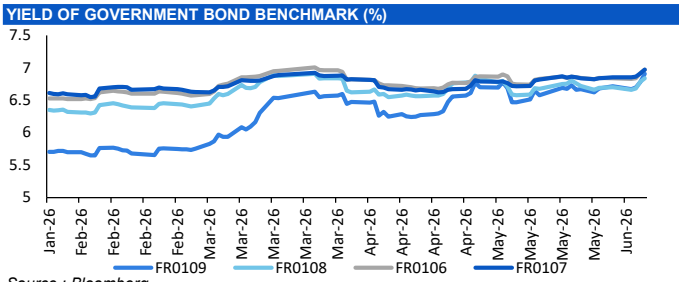

Source : Bloomberg

YIELD CURVE MOVEMENT (%)

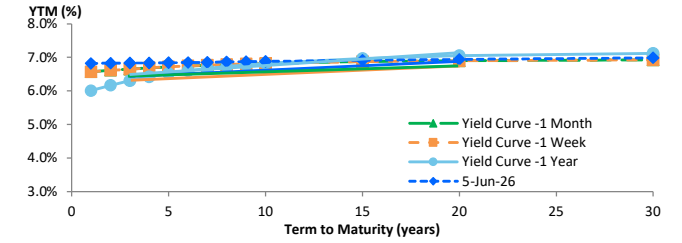

Source : Bloomberg

TRADING VOLUME BY MATURITY (IDR TRILLION)

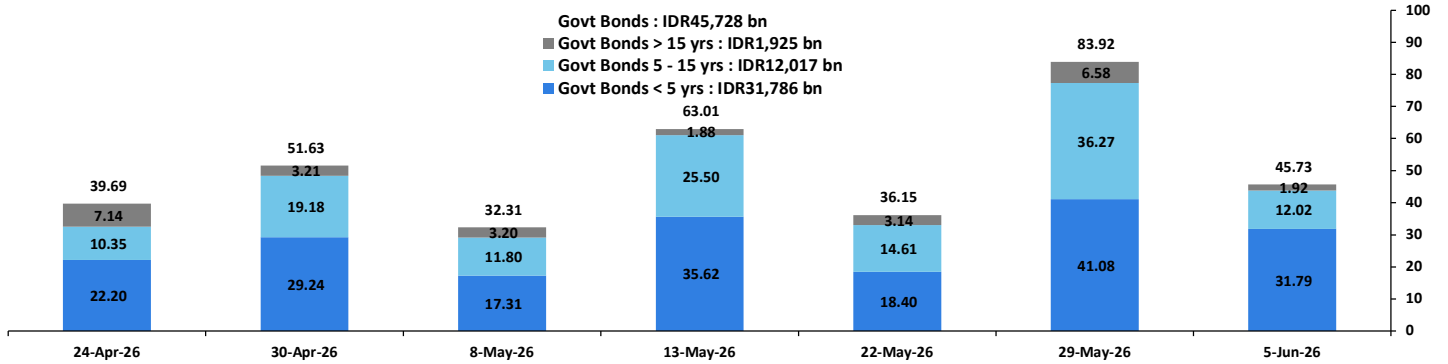

Sources: Indonesia Stock Exchange

CURRENCY

Price	5-Jun-26	-1 Day	-1 Week	-1 Month	EoP2025
DXY	99.24 ↓	99.41	98.94	98.44	98.32
USD/IDR	18,020 ↓	18,033	17,874	17,425	16,690
EUR/USD	1.16 ↑	1.16	1.17	1.17	1.17
USD/JPY	159.91 ↓	160.02	159.27	157.88	156.71
USD/CNY	6.768 ↓	6.775	6.766	6.828	6.988
USD/MYR	4.029 ↑	4.012	3.965	3.961	4.060
SGD/IDR	14,048 ↓	14,051	13,992	13,645	12,969

Source : Bloomberg

COMMODITY

Price	5-Jun-26	-1 Day	-1 Week	-1 Month	EoP2025
CPO (Palm Oil)	4,475 ↓	4,605	4,470	4,642	3,998
Coal	147.55 →	147.55	131.25	134.40	107.50
Gold (XAU/USD)	4,467 ↓	4,475	4,540	4,557	4,319
Nickel	18,494 ↓	18,914	18,914	19,480	16,546
Copper	641.85 ↓	653.50	638.90	594.30	568.20
Brent	94.97 ↓	95.03	92.05	109.87	60.85
WTI	93.04 →	93.04	87.36	102.27	57.42

PHEI FAIR SPREAD

	1Y	2Y	3Y	4Y	5Y	6Y	7Y	8Y	9Y	10Y
AAA	34	41	45	48	51	54	57	58	60	61
AA+*	40	46	50	52	55	57	59	61	62	63
AA	57	64	68	70	73	75	77	78	80	81
AA-*	92	103	109	112	115	118	121	123	125	126
A+*	140	158	166	171	177	181	185	188	190	192
A	193	217	228	237	245	253	258	262	265	267
A-*	245	272	287	300	313	323	331	336	340	342
BBB+*	294	323	342	361	378	392	402	409	413	415
BBB	342	372	395	420	443	460	472	480	485	488

**interpolated, as of June 05, 2026 (bps)*

Sources : PHEI, Bloomberg

SBN HOLDING - (IDR tn)

	02-Jun-2026	WoW	MtD	YTD
Banks	1,211.8	(6.0)	(13.2)	(116.9)
Bank Indonesia (exclude repo)	1,873.1	19.7	25.3	231.5
Non-Banks:				
Mutual Fund	257.6	1.7	3.2	14.7
Insurance & Pension Fund	1,400.2	10.1	9.8	109.5
Foreign Investor	867.9	3.6	4.7	(10.7)
Individual	552.9	0.1	0.0	15.6
Others	713.9	1.2	0.7	65.0
Total	**6,877.4**	**30.5**	**30.5**	**308.6**
Domestic Investor	4,136.4	7.2	0.5	87.9
Foreign Investor	867.9	3.6	4.7	(10.7)
Bank Indonesia (include repo)	1,721.1	1.6	1.8	80.5

Source : DJPPR (Processed)

VALUATIONS OF GOVERNMENT BONDS

Bond	Issue Date	Mature Date	Coupon	TTM	Modified Duration	YTM	(Change)	Prev Closing Price	Fair Yield Range		Fair Price Range		Last Trade Date	Last Trade Price	Last Trade Vol (IDR bn)	Last Trade Freq
FR0056	23-Sep-10	15-Sep-26	8.38	0.3	0.27	6.41	↓ -3.4bps	100.48	6.173	7.083	100.32	100.57	5-Jun-26	100.45	242.07	41
FR0090	8-Jul-21	15-Apr-27	5.13	0.9	0.82	6.91	↑ 0.3bps	98.54	6.648	7.207	98.28	98.74	5-Jun-26	98.20	72.27	79
FR0059	15-Sep-11	15-May-27	7.00	0.9	0.89	7.04	↑ 3.0bps	99.96	6.695	7.229	99.79	100.27	5-Jun-26	99.90	1,831.61	126
FR0042	25-Jan-07	15-Jul-27	10.25	1.1	1.01	6.83	↓ -14.3bps	103.55	6.701	7.063	103.33	103.72	25-May-26	103.03	0.02	1
FR0094	4-Mar-22	15-Jan-28	5.60	1.6	1.49	6.02	↓ -1.7bps	99.37	6.084	6.671	98.38	99.26	5-Jun-26	98.00	1.89	1
FR0047	30-Aug-07	15-Feb-28	10.00	1.7	1.51	6.83	↓ -0.4bps	104.95	6.753	6.958	104.77	105.10	5-Jun-26	105.00	121.22	14
FR0064	13-Aug-12	15-May-28	6.13	1.9	1.79	6.82	↑ 6.3bps	98.75	6.717	6.919	98.57	98.93	5-Jun-26	98.90	275.18	72
FR0095	19-Aug-22	15-Aug-28	6.38	2.2	1.98	6.84	↑ 2.7bps	99.06	6.625	6.896	98.94	99.49	5-Jun-26	98.80	433.96	40
FR0099	27-Jan-23	15-Jan-29	6.40	2.6	2.31	6.62	↑ 1.6bps	99.47	6.629	6.986	98.61	99.45	1-Jul-25	99.50	49.05	2
FR0071	12-Sep-13	15-Mar-29	9.00	2.8	2.40	6.78	↑ 5.3bps	105.51	6.712	6.847	105.34	105.69	5-Jun-26	105.35	118.15	12
FR0101	2-Nov-23	15-Apr-29	6.88	2.9	2.54	6.84	↑ 7.5bps	100.09	6.669	6.860	100.03	100.52	5-Jun-26	100.80	116.63	47
FR0078	27-Sep-18	15-May-29	8.25	2.9	2.58	6.84	↑ 5.5bps	103.68	6.726	6.874	103.60	104.00	5-Jun-26	103.56	32.63	6
FR0104	22-Aug-24	15-Jul-30	6.50	4.1	3.46	6.91	↑ 7.8bps	98.54	6.783	6.927	98.48	98.99	5-Jun-26	98.29	156.03	62
FR0052	20-Aug-09	15-Aug-30	10.50	4.2	3.35	6.57	↓ -3.4bps	114.18	6.596	6.806	113.27	114.09	5-Jun-26	112.85	0.00	1
FR0082	1-Aug-19	15-Sep-30	7.00	4.3	3.60	6.74	↑ 3.7bps	100.94	6.721	6.857	100.51	101.01	5-Jun-26	99.75	17.30	27
FRSDG001	27-Oct-22	15-Oct-30	7.38	4.4	3.67	6.32	↑ 2.4bps	103.95	6.310	6.523	103.18	103.99	4-Jun-26	102.42	15.19	1
FR0087	13-Aug-20	15-Feb-31	6.50	4.7	3.90	6.88	↑ 11.6bps	98.49	6.775	6.916	98.34	98.90	5-Jun-26	99.00	58.18	39
FR0109	**15-Aug-25**	**15-Mar-31**	**5.88**	**4.8**	**4.03**	**6.90**	**↑ 12.8bps**	**95.87**	**6.737**	**6.898**	**95.88**	**96.52**	**5-Jun-26**	**95.70**	**2,236.19**	**110**
FR0085	4-May-20	15-Apr-31	7.75	4.9	3.99	6.68	↑ 5.1bps	104.34	6.629	6.858	103.62	104.58	5-Jun-26	103.95	0.00	1
FR0073	6-Aug-15	15-May-31	8.75	4.9	4.00	6.74	↑ 3.3bps	108.31	6.675	6.854	107.83	108.61	5-Jun-26	107.27	164.21	14
FR0054	22-Jul-10	15-Jul-31	9.50	5.1	3.96	6.78	↑ 6.4bps	111.55	6.718	6.908	110.99	111.86	5-Jun-26	110.70	10.35	1
FR0091	8-Jul-21	15-Apr-32	6.38	5.9	4.76	6.87	↑ 6.6bps	97.63	6.761	6.933	97.34	98.15	5-Jun-26	96.70	580.73	77
FR0058	21-Jul-11	15-Jun-32	8.25	6.0	4.58	6.84	↑ 5.4bps	106.86	6.766	6.950	106.31	107.24	5-Jun-26	106.01	81.19	2
FR0074	10-Nov-16	15-Aug-32	7.50	6.2	4.82	6.85	↑ 5.1bps	103.21	6.788	6.888	103.03	103.54	5-Jun-26	102.45	1.01	6
FR0096	19-Aug-22	15-Feb-33	7.00	6.7	5.18	6.85	↑ 2.8bps	100.78	6.757	6.928	100.37	101.28	5-Jun-26	101.70	193.27	34
FR0065	30-Aug-12	15-May-33	6.63	6.9	5.46	6.82	↑ 3.3bps	98.96	6.636	6.958	98.18	99.93	5-Jun-26	93.95	437.81	55
FR0100	24-Aug-23	15-Feb-34	6.63	7.7	5.82	6.87	↑ 3.7bps	98.56	6.779	6.918	98.26	99.07	5-Jun-26	98.20	240.12	58
FR0068	1-Aug-13	15-Mar-34	8.38	7.8	5.66	6.91	↑ 6.3bps	108.65	6.793	6.938	108.51	109.42	5-Jun-26	109.65	43.68	31
FR0080	4-Jul-19	15-Jun-35	7.50	9.0	6.33	6.88	↑ 3.7bps	104.14	6.764	6.922	103.83	104.91	5-Jun-26	103.20	50.96	45
FR0103	29-Jul-25	15-Jul-35	6.75	9.1	6.54	6.89	↑ 6.2bps	99.03	6.753	6.942	98.71	99.97	5-Jun-26	100.20	503.85	42
FR0108	**31-Jul-25**	**15-Apr-36**	**6.50**	**9.9**	**7.09**	**6.84**	**↑ 5.9bps**	**97.57**	**6.662**	**6.861**	**97.43**	**98.83**	**5-Jun-26**	**97.15**	**1,333.53**	**141**
FR0072	9-Jul-15	15-May-36	8.25	9.9	6.86	6.89	↑ 2.9bps	109.70	6.787	6.936	109.32	110.45	5-Jun-26	109.47	295.78	23
FR0088	7-Jan-21	15-Jun-36	6.25	10.0	7.08	6.77	↓ -0.7bps	96.27	6.683	6.846	95.72	96.87	5-Jun-26	95.25	29.63	65
FR0045	24-May-07	15-May-37	9.75	10.9	7.07	6.94	↑ 2.8bps	121.24	6.853	6.966	121.07	122.04	4-Jun-26	120.03	0.01	1
FR0093	6-Jan-22	15-Jul-37	6.38	11.1	7.60	6.85	↑ 3.4bps	96.31	6.702	6.869	96.20	97.45	5-Jun-26	96.10	44.99	33
FR0075	10-Aug-17	15-May-38	7.50	11.9	7.89	6.90	↓ -0.6bps	104.81	6.852	6.935	104.53	105.22	5-Jun-26	104.35	12.61	18
FR0098	15-Sep-22	15-Jun-38	7.13	12.0	7.76	6.96	↑ 4.4bps	101.31	6.803	6.965	101.29	102.61	5-Jun-26	100.50	81.09	32
FR0050	24-Jan-08	15-Jul-38	10.50	12.1	7.27	6.83	→ 0.0bps	129.85	6.685	7.005	128.21	131.32	3-Jun-26	130.40	0.40	4
FR0079	7-Jan-19	15-Apr-39	8.38	12.9	8.01	7.03	↑ 5.4bps	111.22	6.813	6.998	111.54	113.22	5-Jun-26	110.75	130.94	32
FR0083	7-Nov-19	15-Apr-40	7.50	13.9	8.59	6.95	↑ 2.0bps	104.85	6.856	6.952	104.81	105.69	5-Jun-26	103.85	13.91	48
FR0106	**9-Jan-25**	**15-Aug-40**	**7.13**	**14.2**	**8.70**	**6.97**	**↑ 5.3bps**	**101.35**	**6.789**	**6.965**	**101.41**	**103.02**	**5-Jun-26**	**100.85**	**936.66**	**61**
FR0057	21-Apr-11	15-May-41	9.50	14.9	8.64	6.85	↓ -0.2bps	124.56	6.819	6.881	124.21	124.88	14-Apr-26	126.50	5.25	2
FR0062	9-Feb-12	15-Apr-42	6.38	15.9	9.62	6.89	↓ -2.6bps	95.05	6.871	6.928	94.72	95.25	5-Jun-26	96.00	18.66	30
FR0092	8-Jul-21	15-Jun-42	7.13	16.0	9.23	6.93	↑ 2.3bps	101.84	6.806	6.932	101.84	103.08	5-Jun-26	101.00	23.14	67
FR0097	19-Aug-22	15-Jun-43	7.13	17.0	9.54	6.93	↑ 2.2bps	101.97	6.758	6.939	101.84	103.68	5-Jun-26	100.50	99.84	61
FR0067	18-Jul-13	15-Feb-44	8.75	17.7	9.44	6.93	↑ 0.2bps	118.41	6.896	6.979	117.82	118.77	4-Jun-26	118.80	2.00	1
FR0107	**9-Jan-25**	**15-Aug-45**	**7.13**	**19.2**	**10.23**	**6.97**	**↑ 5.3bps**	**101.59**	**6.762**	**6.973**	**101.58**	**103.86**	**5-Jun-26**	**101.30**	**209.30**	**26**
FR0076	22-Sep-17	15-May-48	7.38	21.9	11.00	6.95	↓ -1.4bps	104.74	6.895	6.990	104.28	105.39	5-Jun-26	103.20	146.08	104
FR0089	7-Jan-21	15-Aug-51	6.88	25.2	11.57	6.99	↑ 1.5bps	98.69	6.931	7.047	97.97	99.32	5-Jun-26	100.25	56.19	143
FR0102	5-Jan-24	15-Jul-54	6.88	28.1	11.95	6.98	↑ 1.9bps	98.69	6.930	7.050	97.86	99.32	5-Jun-26	97.70	84.80	118
FR0105	27-Aug-24	15-Jul-64	6.88	38.1	13.05	6.91	↓ -0.2bps	99.55	6.914	7.106	96.97	99.46	14-Apr-25	99.00	0.10	1
ORI024T6	8-Nov-23	15-Oct-29	6.35	3.4	-	6.66	↑ 5.7bps	99.06	6.514	6.846	98.52	99.51	5-Jun-26	99.00	0.46	12
ORI025T6	28-Feb-24	15-Feb-30	6.40	3.7	-	6.68	↑ 5.4bps	99.09	6.452	6.830	98.60	99.83	5-Jun-26	101.00	5.41	21
ORI026T6	30-Oct-24	15-Oct-30	6.40	4.4	-	6.71	↑ 4.9bps	98.82	6.352	6.794	98.52	100.18	5-Jun-26	97.80	5.57	10
PBS003	2-Feb-12	15-Jan-27	6.00	0.6	0.58	6.72	↑ 2.9bps	99.57	6.455	7.366	99.19	99.72	5-Jun-26	99.70	978.57	116
PBS020	22-Oct-18	15-Oct-27	9.00	1.4	1.27	5.04	↓ -3.0bps	105.09	5.428	6.338	103.40	104.61	31-Jul-24	108.25	0.50	1
PBS018	4-Jun-18	15-May-28	7.63	1.9	1.78	5.96	↓ -1.0bps	102.98	5.956	6.866	101.35	103.01	3-Sep-19	99.29	2,000.00	2
PBS030	**4-Jun-21**	**15-Jul-28**	**5.88**	**2.1**	**1.91**	**6.75**	**↑ 9.1bps**	**98.30**	**6.714**	**6.991**	**97.84**	**98.37**	**5-Jun-26**	**97.80**	**178.08**	**174**
PBSG001	22-Sep-22	15-Sep-29	6.63	3.3	2.86	6.65	↑ 12.7bps	99.92	6.364	6.947	99.06	100.75	29-May-26	99.70	60.00	1
IFR0006	1-Apr-10	15-Mar-30	10.25	3.8	3.11	6.01	↓ -0.4bps	114.10	6.016	6.676	111.74	114.10	11-Mar-26	113.43	2.00	2
PBS023	15-May-19	15-May-30	8.13	3.9	3.36	5.87	↓ -0.5bps	107.81	5.874	6.366	106.04	107.81	3-Jun-26	103.91	17.00	5
PBS040	**30-Oct-25**	**15-Nov-30**	**5.00**	**4.4**	**3.88**	**6.69**	**↑ 12.7bps**	**93.60**	**6.372**	**6.883**	**92.89**	**94.76**	**5-Jun-26**	**96.20**	**9.50**	**10**
PBS012	28-Jan-16	15-Nov-31	8.88	5.4	4.32	6.65	→ 0.0bps	110.03	5.777	6.687	109.84	114.29	5-Jun-26	110.78	4.00	2
PBS024	28-May-19	15-May-32	8.38	5.9	4.70	6.23	↑ 7.2bps	110.52	6.164	6.434	109.45	110.86	20-Dec-22	94.07	15.00	22
PBS025	29-May-19	15-May-33	8.38	6.9	5.29	6.57	→ 0.0bps	109.89	6.456	6.702	109.16	110.60	18-May-26	109.33	44.00	1
PBSG002	30-Oct-25	15-Oct-33	5.63	7.4	5.85	6.52	↑ 6.1bps	94.81	6.336	6.558	94.61	95.86	4-Jun-26	94.70	0.60	1
PBS029	14-Jan-21	15-Mar-34	6.38	7.8	5.98	6.28	↑ 0.2bps	100.57	6.262	6.416	99.74	100.68	5-Jun-26	100.30	1.69	2
PBS022	24-Jan-19	15-Apr-34	8.63	7.9	5.73	6.71	↓ -0.1bps	111.51	6.369	6.742	111.33	113.77	21-May-26	110.30	0.50	1
IFR0010	3-Mar-11	15-Feb-36	10.00	9.7	6.40	6.68	↓ -0.1bps	123.35	6.257	6.737	122.94	126.89	13-Oct-25	126.55	400.00	2
PBS037	12-Jan-23	15-Mar-36	6.88	9.8	6.96	6.66	→ 0.0bps	101.49	6.651	6.797	100.54	101.58	5-Jun-26	99.65	0.07	8
PBS004	16-Feb-12	15-Feb-37	6.10	10.7	7.54	6.69	↓ -1.7bps	95.54	6.548	6.747	95.12	96.58	5-Jun-26	94.25	12.88	25
PBS034	**13-Jan-22**	**15-Jun-39**	**6.50**	**13.0**	**8.36**	**6.82**	**→ 0.0bps**	**97.26**	**6.520**	**6.923**	**96.40**	**99.82**	**5-Jun-26**	**96.00**	**210.00**	**56**
PBS007	29-Sep-14	15-Sep-40	9.00	14.3	8.43	6.74	↑ 1.1bps	120.47	6.694	6.790	119.98	120.98	26-Aug-25	121.65	2.40	4
PBS039	11-Jan-24	15-Jul-41	6.63	15.1	9.23	6.60	↓ -1.3bps	100.19	6.593	6.669	99.57	100.29	5-Jun-26	99.65	0.00	2
PBS035	30-Mar-22	15-Mar-42	6.75	15.8	9.48	6.74	↑ 0.3bps	100.07	6.677	6.935	98.23	100.69	24-Nov-22	97.05	2.04	1
PBS005	2-May-13	15-Apr-43	6.75	16.9	9.88	6.76	↑ 0.5bps	99.89	6.579	6.772	99.77	101.71	5-Jun-26	98.51	1.40	1
PBS028	23-Jul-20	15-Oct-46	7.75	20.4	10.51	6.87	→ 0.0bps	109.52	6.848	6.919	108.99	109.82	3-Jun-26	109.00	40.00	5
PBS033	13-Jan-22	15-Jun-47	6.75	21.0	10.82	6.72	↑ 0.5bps	100.30	6.711	6.813	99.30	100.44	5-Jun-26	98.25	4.45	26
PBS015	21-Jul-17	15-Jul-47	8.00	21.1	10.44	6.87	↑ 1.4bps	112.48	6.858	6.939	111.66	112.63	13-May-26	111.45	0.40	1
PBS038	**7-Dec-23**	**15-Dec-49**	**6.88**	**23.5**	**11.20**	**6.90**	**↑ 0.8bps**	**99.76**	**6.771**	**6.924**	**99.43**	**101.21**	**5-Jun-26**	**98.25**	**145.77**	**73**
SR021T5	25-Sep-24	10-Sep-29	6.45	3.3	-	6.46	↑ 0.7bps	99.98	6.423	6.725	99.20	100.08	5-Jun-26	99.25	1.57	10
SR022T3	25-Jun-25	10-Jun-28	6.45	2.0	-	6.62	↑ 2.3bps	99.68	6.142	6.729	99.47	100.58	5-Jun-26	101.25	16.63	26
SR022T5	25-Jun-25	10-Jun-30	6.55	4.0	-	6.60	↑ 5.2bps	99.83	6.536	6.786	99.17	100.05	5-Jun-26	99.80	2.97	6

**Val: Valuation based on ENSS Yield Curve; MDur (Modified Duration) is in year; Coupon, Price, & Yield are in %*

Source : Bloomberg,PT BRI Danareksa Sekuritas, IDX (Last Trade)

Analysts : Laras Nerpatari & Eka Nuraini

Disclaimer: The information contained in this report has been taken from sources which we deem reliable. However, none of P.T. BRI Danareksa Sekuritas and/or its affiliated companies and/or their respective employees and/or agents makes any representation or warranty (express or implied) or accepts any responsibility or liability as to, or in relation to, the accuracy orcompleteness of the information and opinions contained in this report or as to any information contained in this report or any other such information or opinions remaining unchanged after the issue thereof. We expressly disclaim any responsibility or liability (express or implied) of P.T. BRI Danareksa Sekuritas, its affiliated companies and their respective employees and agents whatsoever and howsoever arising (including, without limitation for any claims, proceedings, action , suits, losses, expenses, damages or costs) which may be brought against or suffered by any person as a results of acting in reliance upon the whole or any part of the contents of this report and neither P.T. BRI Danareksa Sekuritas, its affiliated companies or their respective employees or agents accepts liability for any errors, omissions or mis-statements, negligent or otherwise, in the report and any liability in respect of the report or any inaccuracy therein or omission therefrom which might otherwise arise is hereby expresses disclaimed. The information contained in this report is not be taken as any recommendation made by P.T. BRI Danareksa Sekuritas or any other person to enter into any agreement with regard to any investment mentioned in this document. This report is prepared for general circulation. It does not have regards to the specific person who may receive this report. In considering any investments you should make your own independent assessment and seek your own professional financial and legal advice.

DAILY TECHNICAL ANALYSIS

BRI Danareksa Sekuritas

Monday, June 8, 2026 — **DEBT** RESEARCH

PRICE INDEX

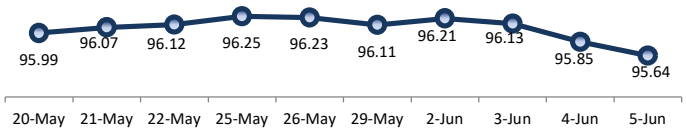

YIELD INDEX

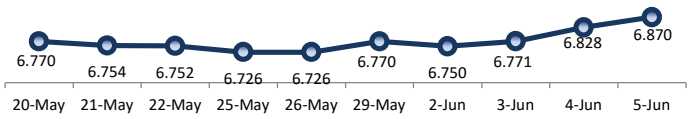

TECHNICAL ANALYSIS

FR0109

INDICATORS	5-Jun-26	-1 Day	Change
Last Price	95.87	96.37	(0.50)
DI+	14.14	15.79	(1.65)
DI-	46.36	41.23	5.13
ADX (15D)	40.56	39.66	0.91
A/D	-24,498.48	-18,782.88	(5,715.60)
CMF(20D)	-0.326	-0.245	(0.08)
CCI	-143.92	-74.58	(69.34)
Volume (IDR bn)	2,236.19	1,605.41	630.78
Frequency	110	95	15

COMMENT

Price declined; heavy trade volume; downward trend continues to weaken; selling pressure increased; CCI declined.

SELL

FEATURES

Issue Date	14-Aug-25
Mature Date	15-Mar-31
Tenor	4.8
Coupon Rate	5.88
Last Yield	6.90
Modified Duration	4.03
Previous Coupon Date	15-Mar-26
Next Coupon Date	15-Sep-26

Sources: Bloomberg (Price); IDX

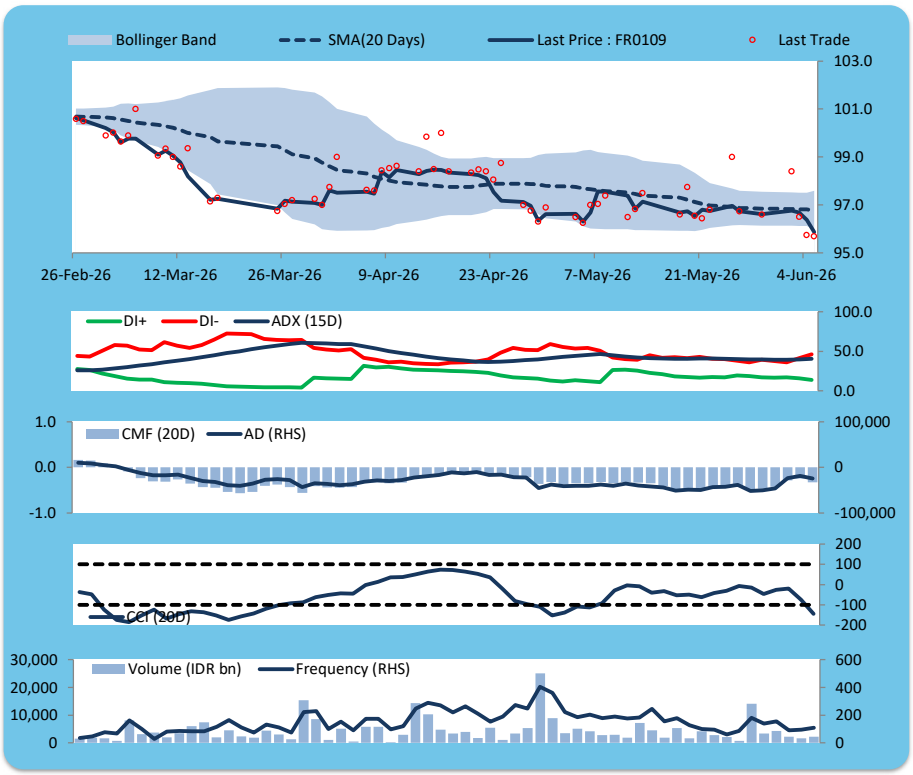

FR0108

INDICATORS	5-Jun-26	-1 Day	Change
Last Price	97.57	97.99	(0.41)
DI+	23.97	25.71	(1.74)
DI-	44.64	40.88	3.76
ADX (15D)	20.35	19.66	0.70
A/D	-4,677.45	-533.61	(4,143.83)
CMF(20D)	-0.131	-0.014	(0.12)
CCI	-109.75	-34.80	(74.95)
Volume (IDR bn)	1,333.53	1,688.75	(355.22)
Frequency	141	130	11

COMMENT

Price declined; heavy trade volume; downward trend continues to weaken; selling pressure increased; CCI declined.

SELL

FEATURES

Issue Date	31-Jul-25
Mature Date	15-Apr-36
Tenor	9.9
Coupon Rate	6.50
Last Yield	6.84
Modified Duration	7.09
Previous Coupon Date	15-Apr-26
Next Coupon Date	15-Oct-26

Sources: Bloomberg (Price); IDX

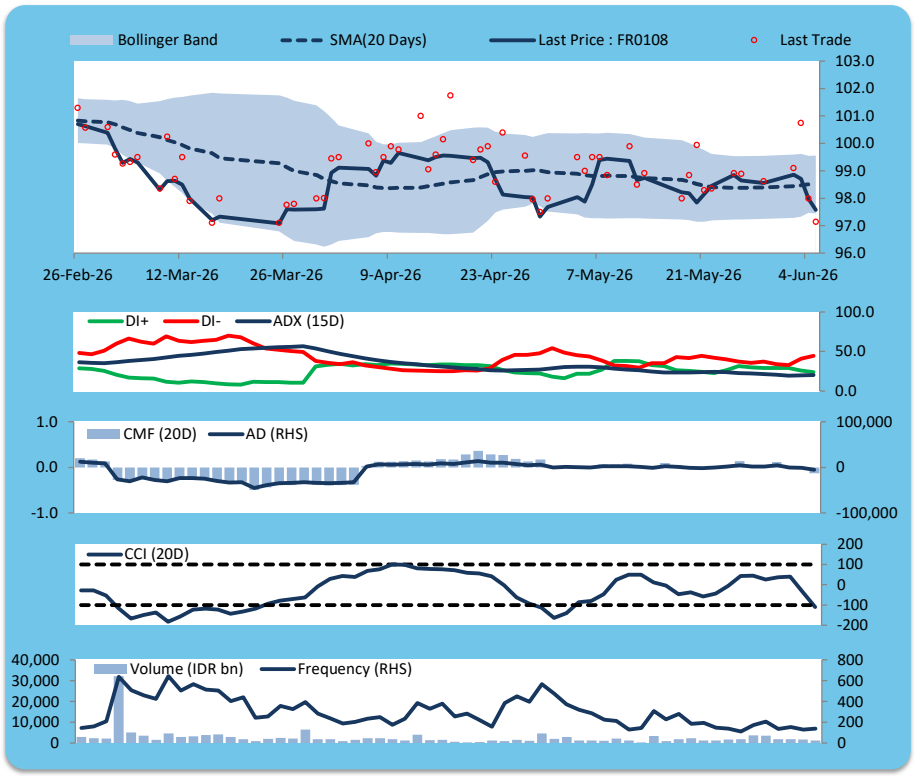

FR0106

INDICATORS	5-Jun-26	-1 Day	Change
Last Price	101.35	101.84	(0.49)
DI+	21.66	24.32	(2.66)
DI-	52.45	47.75	4.69
ADX (15D)	23.51	22.22	1.29
A/D	-5,743.86	-4,412.27	(1,331.59)
CMF(20D)	-0.244	-0.191	(0.05)
CCI	-154.99	-91.85	(63.14)
Volume (IDR bn)	936.66	1,268.63	(331.98)
Frequency	61	79	(18)

COMMENT

Price declined; heavy trade volume; downward trend continues to strengthen; selling pressure increased; CCI declined.

SELL

FEATURES

Issue Date	9-Jan-25
Mature Date	15-Aug-40
Tenor	14.2
Coupon Rate	7.13
Last Yield	6.97
Modified Duration	8.70
Previous Coupon Date	15-Feb-26
Next Coupon Date	15-Aug-26

Sources: Bloomberg (Price); IDX

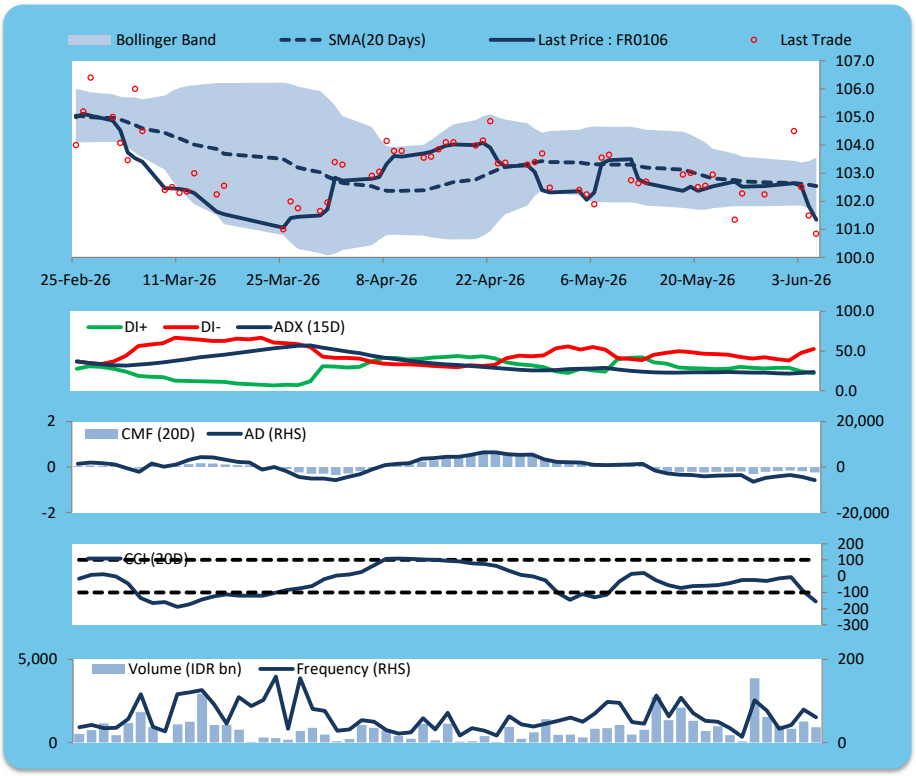

FR0107

INDICATORS	5-Jun-26	-1 Day	Change
Last Price	101.59	102.22	(0.63)
DI+	18.13	20.97	(2.85)
DI-	53.25	48.63	4.62
ADX (15D)	29.26	27.84	1.42
A/D	-3,967.56	-3,124.78	(842.78)
CMF(20D)	-0.202	-0.156	(0.05)
CCI	-144.02	-107.99	(36.04)
Volume (IDR bn)	209.30	523.54	(314.24)
Frequency	26	52	(26)

COMMENT

Price declined; moderate trade volume; downward trend continues to strengthen; selling pressure increased; CCI declined.

SELL

FEATURES

Issue Date	9-Jan-25
Mature Date	15-Aug-45
Tenor (year)	19.2
Coupon Rate	7.13
Last Yield	6.97
Modified Duration	10.23
Previous Coupon Date	15-Feb-26
Next Coupon Date	15-Aug-26

Sources: Bloomberg (Price); IDX

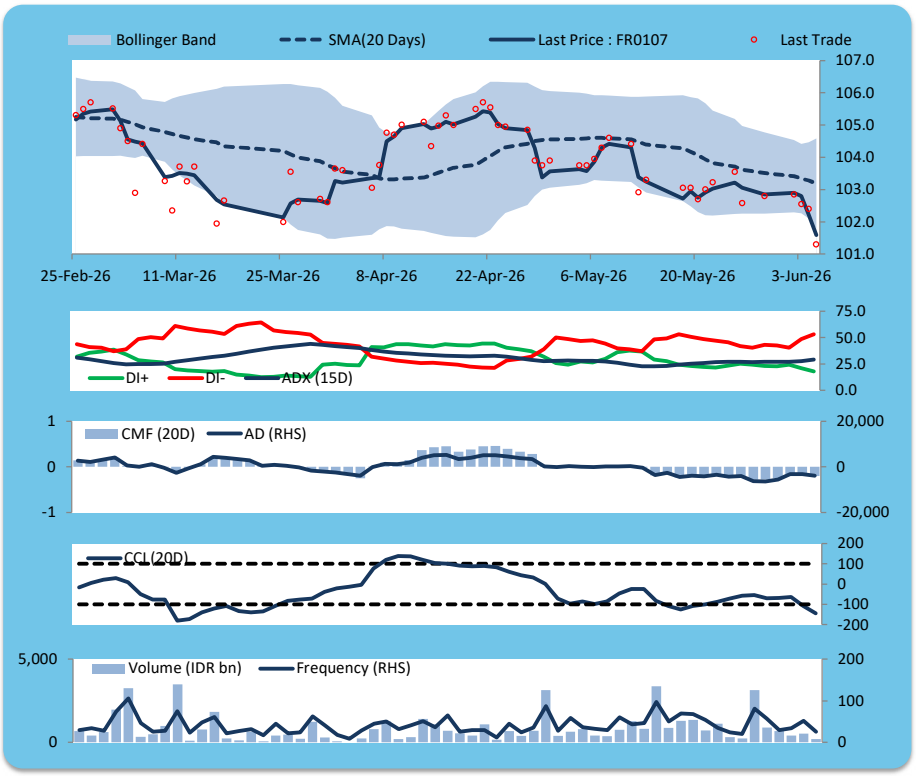

ECONOMIC AND FIXED INCOME RESEARCH TEAM

Chief Economist and Head Fixed Income Research

Helmy Kristanto	helmy.kristanto@brids.co.id	(62-21) 5091 4100 ext. 3400

Economists

Relindya Yuriswari Salehaningtyas	relindya.salehaningtyas@brids.co.id	(62-21) 5091 4100 ext. 3609
Ebenezer Mesotuho Harefa	ebenezer.harefa@brids.co.id	(62-21) 5091 4100 ext. 3609

Credit Analyst

Laras Nerpatari Suilyas	laras.nerpatari@brids.co.id	(62-21) 5091 4100 ext. 3403

Production & Database Management

Eka Nuraini	ekan@brids.co.id	(62-21) 5091 4100 ext. 3407
Faiqul Kurnia Muslim	faiqul.muslim@brids.co.id	(62-21) 5091 4100 ext. 3402

INSTITUTIONAL DEBT SALES & TRADING TEAM

Head of Debt Capital Market

Yopi Chandra Wardhani	yopi.wardhani@brids.co.id	(62-21) 5091 4100 ext. 3220

Debt Sales

Rachmat Eko Putranto	rachmat.putranto@brids.co.id	(62-21) 5091 4100 ext. 3218
Rafi Hutama Soeriaatmadja	rafi.soeriaatmadja@brids.co.id	(62-21) 5091 4100 ext. 3926
Adzkia Zahra	adzkia.zahra@brids.co.id	(62-21) 5091 4100 ext. 3924

Debt Brokerage

Citra Isramij P.	citra.isramij@brids.co.id	(62-21) 5091 4100 ext. 3228
Sisca Emillia	sisca.emillia@brids.co.id	(62-21) 5091 4100 ext. 3921
Deviano Sujitno	deviano.sujitno@brids.co.id	(62-21) 5091 4100 ext. 3925

DISCLAIMER: The information contained in this report has been taken from sources which we deem reliable. However, none of P.T. BRI Danareksa Sekuritas and/or its affiliated companies and/or their respective employees and/or agents makes any representation or warranty (express or implied) or accepts any responsibility or liability as to, or in relation to, the accuracy or completeness of the information and opinions contained in this report or as to any information contained in this report or any other such information or opinions remaining unchanged after the issue thereof. We expressly disclaim any responsibility or liability (express or implied) of P.T. BRI Danareksa Sekuritas, its affiliated companies and their respective employees and agents whatsoever and howsoever arising (including, without limitation for any claims, proceedings, action , suits, losses, expenses, damages or costs) which may be brought against or suffered by any person as a results of acting in reliance upon the whole or any part of the contents of this report and neither P.T. BRI Danareksa Sekuritas, its affiliated companies or their respective employees or agents accepts liability for any errors, omissions or mis-statements, negligent or otherwise, in the report and any liability in respect of the report or any inaccuracy therein or omission therefrom which might otherwise arise is hereby expresses disclaimed. The information contained in this report is not be taken as any recommendation made by P.T. BRI Danareksa Sekuritas or any other person to enter into any agreement with regard to any investment mentioned in this document. This report is prepared for general circulation. It does not have regards to the specific person who may receive this report. In considering any investments you should make your own independent assessment and seek your own professional financial and legal advice.