

MOST ACTIVE GOVERNMENT BONDS

Bond	Coupon	Maturity	Last Price	Yield	Volume (IDR bn)
FR0103	6.750	15-Jul-35	99.50	6.820	3,337.20
FR0104	6.500	15-Jul-30	99.50	6.614	2,741.04
FR0081	6.500	15-Jun-25	99.95	6.254	2,064.85
FR0101	6.875	15-Apr-29	99.40	6.583	1,949.84
FR0098	7.125	15-Jun-38	101.75	6.909	1,707.01
FR0090	5.125	15-Apr-27	97.00	6.545	1,682.73
FR0097	7.125	15-Jun-43	100.40	7.001	1,530.16
FR0106	7.125	15-Aug-40	100.85	7.043	1,241.97
FR0107	7.125	15-Aug-45	100.63	7.078	914.65
FR0091	6.375	15-Apr-32	97.80	6.772	901.49

Coupon, Last Price & Yield are in %; Volume is in IDR bn; Rating code: id(Pefindo) & idn (Fitch Indonesia)
Sources: Bloomberg; Indonesia Stock Exchange (Volume)

MOST ACTIVE CORPORATE BONDS

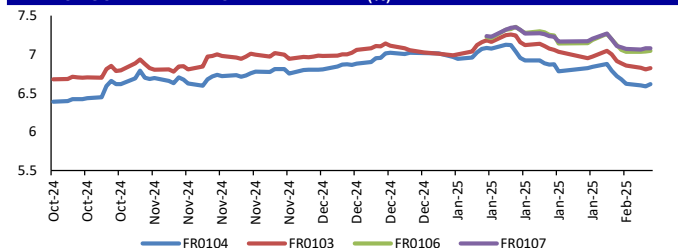
Bond	Rating	Coupon	Maturity	Last Price	Yield	Volume
PPIC01XXMF	-	9.500	14-Feb-27	100.00	9.50	1,000.00
TBIG06ACN5	AA+(idn)	6.800	22-Feb-26	99.80	7.00	811.40
CASI01XXMF	irA	8.000	17-Feb-25	100.01	8.00	700.00
MDKA03BCN3	idA	8.250	1-Sep-25	100.37	8.22	400.00
ADMF06ACN4	idAAA	6.450	20-Oct-25	100.02	6.45	296.00
IJEE01B	idA-	12.300	4-Jul-27	100.10	12.25	250.00
TBIG06BCN5	AA+(idn)	7.000	12-Feb-28	99.70	7.11	212.00
HIFI01B	AAA(idn)	7.000	9-Aug-25	100.10	6.99	200.00
SMMF03BCN1	irA+	10.250	7-Feb-26	104.20	9.84	171.43
SMMFIN01BCN3	idA	8.500	22-Jun-26	102.01	6.94	142.00

SOVEREIGN BOND YIELDS

Country	Tenor	Coupon (%)	12-Feb-25	MA LTM as of Jan	MA LTM as of Dec	Spread over UST YC (bps)		
						12-Feb-25	Jan	Dec
United States	2yr		4.97	4.97	4.85			
USD	5yr		4.64	4.64	4.54			
	10yr		4.37	4.37	4.19			
German	2yr	0.25	2.09	2.12	2.08	-331	-328	-329
EUR	5yr	1.00	2.22	2.24	2.15	-242	-241	-239
	10yr	1.75	2.44	2.46	2.37	-193	-191	-182
Indonesia	2yr	4.35	4.67	4.74	5.11	-73	-66	-26
USD	5yr	3.85	5.06	5.11	5.26	42	47	72
	10yr	8.50	5.55	5.58	5.51	118	121	132
Brazil	2yr	0.00	15.10	-	15.89	970	-	1,052
BRL	3yr	0.00	14.96	14.91	15.90	956	951	1,053
	10yr	10.00	14.92	14.82	15.20	952	942	983
Philippines	2yr	6.00	5.77	5.79	5.90	37	39	53
PHP	5yr	7.88	6.09	6.09	5.94	145	145	140
	10yr	11.38	6.15	6.24	6.14	178	187	195
Thailand	2yr	3.13	2.06	2.07	2.01	-335	-333	-336
THB	5yr	3.45	2.09	2.11	2.08	-256	-254	-246
	10yr	3.63	2.29	2.31	2.25	-208	-206	-194
India	2yr	7.59	6.62	-	6.73	122	-	136
INR	5yr	7.28	6.64	6.64	6.74	200	200	220
	10yr	8.83	6.70	6.69	6.78	233	232	259
Malaysia	3yr	3.17	3.46	3.47	3.51	-151	-150	-134
MYR	5yr	3.26	3.63	3.62	3.65	-101	-102	-89
	10yr	4.18	3.83	3.81	3.82	-54	-56	-37

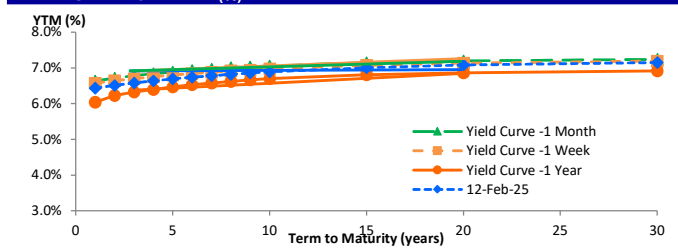
Sources: Bloomberg (Current Yield Curve), US Treasury

YIELD OF GOVERNMENT BOND BENCHMARK (%)



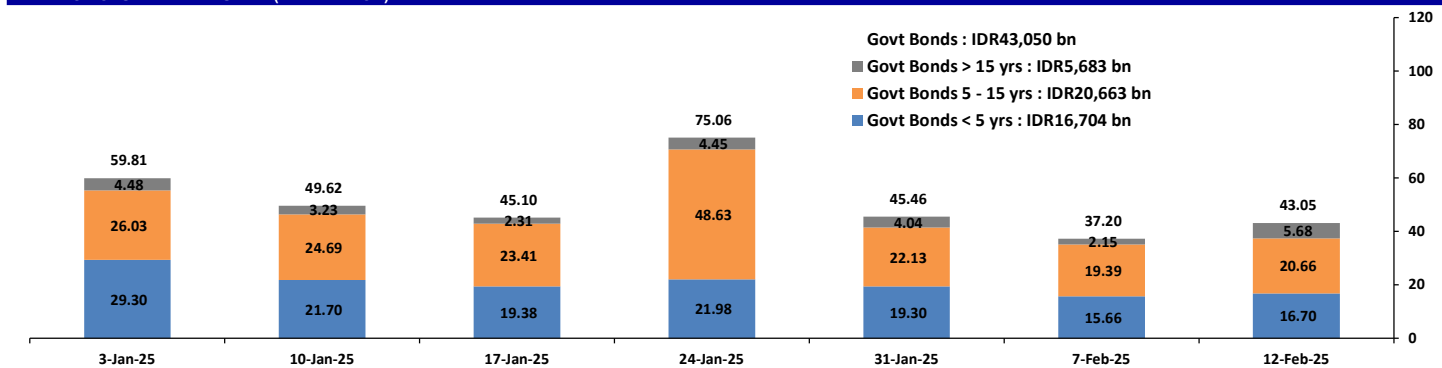
Source: DJPPR

YIELD CURVE MOVEMENT (%)



Source: Bloomberg

TRADING VOLUME BY MATURITY (IDR TRILLION)



Sources: Indonesia Stock Exchange

CURRENCY

Price	12-Feb-25	-1 Day	-1 Week	-1 Month	EoP2024
DXY	108.00	↑	107.96	107.58	109.65
USD : IDR	16,367	↓	16,375	16,285	16,185
EUR : USD	1.04	↑	1.04	1.04	1.10
JPY : USD	153.44	↑	152.49	152.61	157.73
USD : CNY	7.309	↑	7.307	7.272	7.333
USD : SGD	4.472	↑	4.470	4.423	4.498
SGD : IDR	12,094	↑	12,093	12,069	11,830

Source: Bloomberg

COMMODITY

Price	12-Feb-25	-1 Day	-1 Week	-1 Month	EoP2024
CPO	4,874	↑	4,828	4,613	4,710
Coal	104.75	→	104.75	111.25	113.50
Gold	2,893	↓	2,898	2,867	2,690
Nickel	15,331	→	15,331	15,346	15,453
Copper	461.20	↑	460.10	444.40	430.40
Brent	77.03	↑	76.04	74.75	80.35
Metal	2,892.60	↓	2,897.91	2,867.24	2,689.76

PHEI FAIR SPREAD

	1Y	2Y	3Y	4Y	5Y	6Y	7Y	8Y	9Y	10Y
AAA	28	32	37	43	50	55	59	61	62	62
AA+	38	45	52	60	67	74	79	82	85	86
AA	58	69	79	88	97	104	110	115	118	120
AA-	94	112	124	136	146	155	163	168	171	174
A+	140	167	182	197	210	220	228	234	237	239
A	190	224	243	261	277	289	298	304	306	308
A-	238	275	299	321	339	353	363	368	370	371
BBB+	283	321	350	376	398	413	423	428	430	430
BBB	326	365	398	430	454	471	481	485	487	486

*interpolated, as of February 12, 2025 (bps)

Summary of Financials

	11-Feb-2025	WoW	MtD	YTD
Banks	1,181.0	59.64	52.13	129.59
Bank Indonesia (exclude repo)	1,515.4	(51.75)	(39.25)	(102.58)
Non-Banks:	3,432.9	20.11	21.04	62.76
Mutual Fund	187.3	0.01	0.06	0.29
Insurance & Pension Fund	1,165.2	3.90	3.80	19.92
Foreign Investor	888.2	7.07	6.94	11.59
Individual	554.1	1.20	2.11	11.64
Others	638.0	7.93	8.14	19.32
Total	6,129.3	28.00	33.92	89.77
Domestic Investor	3,725.6	72.68	66.24	180.77
Foreign Investor	888.2	7.07	6.94	11.59
Bank Indonesia (include repo)	1,505.9	6.76	11.26	19.06

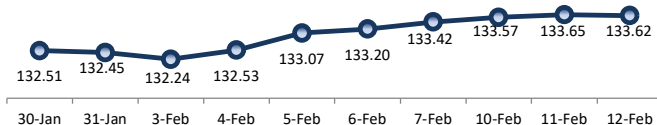
Source: DJPPR (Processed)

Sources: PHEI, Bloomberg

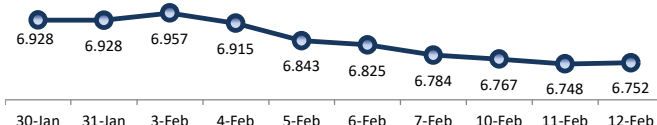
VALUATIONS OF GOVERNMENT BONDS

Bond	Issue Date	Mature Date	Coupon	TTM	Modified Duration	YTM (Change)	Prev Closing Price	Fair Yield Range		Fair Price Range		Last Trade				
												Date	Price	Vol (IDR bn)	Freq	
FR0037	18-May-06	15-Sep-26	12.00	1.6	1.39	6.55	↓ -1.2bps	108.05	6.464	6.573	108.03	108.20	4-Feb-25	107.92	40.60	6
FR0056	23-Sep-10	15-Sep-26	8.38	1.6	1.42	6.49	↓ -1.3bps	102.78	6.465	6.548	102.70	102.83	12-Feb-25	102.76	196.07	28
FR0090	8-Jul-11	15-Apr-27	5.13	2.2	1.98	6.55	↓ -0.1bps	97.17	6.491	6.587	97.08	97.27	12-Feb-25	97.00	1,682.73	84
FR0059	15-Sep-11	15-May-27	7.00	2.3	2.03	6.52	↓ -0.1bps	100.98	6.475	6.577	100.86	101.07	12-Feb-25	102.75	28.72	22
FR0042	25-Jan-07	15-Jul-27	10.25	2.4	2.13	6.54	↑ 0.2bps	108.17	6.442	6.647	107.93	108.41	12-Feb-25	107.43	0.01	1
FR0094	4-Mar-22	15-Jan-28	5.60	2.9	2.63	6.74	↓ -0.4bps	97.01	6.482	6.818	96.81	97.68	27-Dec-24	95.25	0.50	1
FR0047	30-Aug-07	15-Feb-28	10.00	3.0	2.49	6.68	↑ 1.1bps	108.91	6.333	6.670	108.94	109.90	11-Feb-25	109.12	20.00	3
FR0064	13-Aug-12	15-May-28	6.13	3.3	2.86	6.54	↓ -0.4bps	98.78	6.485	6.592	98.64	98.95	12-Feb-25	98.90	29.39	29
FR0095	19-Aug-22	15-Aug-28	6.38	3.5	3.00	6.55	↑ 1.4bps	99.46	6.513	6.577	99.38	99.57	12-Feb-25	100.20	27.96	8
FR0099	27-Jan-23	15-Jan-29	6.40	3.9	3.40	6.46	↑ 0.4bps	99.78	6.119	6.456	99.80	100.96	25-Sep-23	99.77	139.50	19
FR0071	12-Sep-13	15-Mar-29	9.00	4.1	3.31	6.62	↑ 1.9bps	108.39	6.566	6.678	108.17	108.59	12-Feb-25	105.50	21.14	4
FR0101	2-Nov-23	15-Apr-29	6.88	4.2	3.50	6.58	↑ 0.3bps	101.04	6.541	6.658	100.76	101.19	12-Feb-25	99.40	1,949.84	70
FR0078	27-Sep-18	15-May-29	8.25	4.3	3.51	6.61	↑ 0.3bps	105.99	6.567	6.691	105.67	106.14	12-Feb-25	105.91	11.14	6
FR0104	22-Aug-24	15-Jul-30	6.50	5.4	4.48	6.61	↑ 2.5bps	99.48	6.549	6.675	99.21	99.77	12-Feb-25	99.50	2,741.04	67
FR0052	20-Aug-09	15-Aug-30	10.50	5.5	4.10	6.70	↓ -1.2bps	117.27	6.566	6.809	116.72	117.94	12-Feb-25	117.20	40.05	5
FR0082	1-Aug-19	15-Sep-30	7.00	5.6	4.45	6.69	↓ -0.6bps	101.44	6.628	6.729	101.23	101.71	12-Feb-25	101.60	92.89	16
FRSDG001	27-Oct-22	15-Oct-30	7.38	5.7	4.49	6.70	↓ -4.8bps	103.11	6.363	6.700	103.13	104.74	8-Jan-25	101.50	114.00	3
FR0087	13-Aug-20	15-Feb-31	6.50	6.0	4.75	6.71	↑ 0.6bps	98.96	6.654	6.794	98.57	99.24	12-Feb-25	98.87	690.80	51
FR0085	4-May-20	15-Apr-31	7.75	6.2	4.77	6.79	↑ 0.5bps	104.74	6.610	6.947	103.96	105.69	11-Feb-25	104.85	20.00	7
FR0073	6-Aug-15	15-May-31	8.75	6.3	4.76	6.78	↑ 0.3bps	109.88	6.718	6.806	109.75	110.22	12-Feb-25	109.89	11.52	8
FR0054	22-Jul-10	15-Jul-31	9.50	6.4	4.86	6.84	↑ 4.5bps	113.60	6.503	6.839	113.63	115.52	12-Feb-25	113.90	19.16	4
FR0091	8-Jul-21	15-Apr-32	6.38	7.2	5.54	6.77	↑ 0.7bps	97.76	6.722	6.828	97.45	98.04	12-Feb-25	97.80	901.49	108
FR0058	21-Jul-11	15-Jun-32	8.25	7.3	5.47	6.80	↑ 1.2bps	108.26	6.725	6.886	107.74	108.71	12-Feb-25	110.50	50.40	7
FR0074	10-Nov-16	15-Aug-32	7.50	7.5	5.52	6.86	↑ 1.1bps	103.68	6.790	6.867	103.67	104.12	12-Feb-25	103.90	11.79	7
FR0096	19-Aug-22	15-Feb-33	7.00	8.0	5.87	6.81	↑ 0.6bps	101.15	6.770	6.876	100.75	101.40	12-Feb-25	101.30	816.64	35
FR0065	30-Aug-12	15-May-33	6.63	8.3	6.16	6.88	↑ 0.9bps	98.38	6.791	6.915	98.18	98.95	12-Feb-25	98.10	109.55	53
FR0100	24-Aug-23	15-Feb-34	6.63	9.0	6.47	6.81	↑ 1.1bps	98.77	6.764	6.924	98.02	99.07	12-Feb-25	98.58	703.90	69
FR0068	1-Aug-13	15-Mar-34	8.38	9.1	6.25	6.87	↑ 0.5bps	110.07	6.817	6.929	109.62	110.41	12-Feb-25	109.86	199.10	16
FR0080	4-Jul-19	15-Jun-35	7.50	10.3	7.12	6.89	↓ -0.2bps	104.47	6.870	6.961	103.91	104.60	12-Feb-25	104.36	527.16	24
FR0103	8-Aug-24	15-Jul-35	6.75	10.4	7.35	6.82	↑ 1.3bps	99.48	6.777	6.920	98.75	99.80	12-Feb-25	99.50	3,327.20	158
FR0072	9-Jul-15	15-May-36	8.25	11.3	7.34	6.93	↑ 1.0bps	110.16	6.884	6.999	109.61	110.56	12-Feb-25	110.20	154.53	11
FR0088	7-Jan-21	15-Jun-36	6.25	11.3	7.84	6.90	↓ -1.1bps	94.94	6.835	6.919	94.79	95.42	12-Feb-25	93.75	90.46	64
FR0045	24-May-07	15-May-37	9.75	12.3	7.49	6.97	↑ 0.9bps	122.60	6.868	7.054	121.86	123.60	12-Feb-25	124.74	0.01	3
FR0093	6-Jan-22	15-Jul-37	6.38	12.4	8.33	6.94	↓ -0.8bps	95.35	6.783	6.963	95.15	96.60	12-Feb-25	97.25	26.12	37
FR0075	10-Aug-17	15-May-38	7.50	13.3	8.29	7.00	↓ -0.2bps	104.26	6.964	7.052	103.80	104.58	12-Feb-25	104.00	59.04	11
FR0098	15-Sep-22	15-Jun-38	7.13	13.3	8.48	6.91	↓ -1.3bps	101.85	6.891	7.049	100.64	102.01	12-Feb-25	101.75	1,707.01	71
FR0050	24-Jan-08	15-Jul-38	10.50	13.4	7.89	7.04	↑ 7.8bps	129.71	6.894	7.078	129.33	131.24	10-Feb-25	129.60	3.00	2
FR0079	7-Jan-19	15-Apr-39	8.38	14.2	8.36	7.06	↑ 1.3bps	111.66	7.014	7.095	111.30	112.08	12-Feb-25	111.58	416.27	11
FR0083	7-Nov-19	15-Apr-40	7.50	15.2	8.90	7.05	↑ 1.2bps	104.12	7.017	7.080	103.85	104.45	12-Feb-25	104.25	169.70	36
FR0057	21-Apr-11	15-May-41	9.50	16.3	8.84	7.10	↑ 0.7bps	122.89	6.948	7.157	122.28	124.60	4-Feb-25	122.11	20.00	2
FR0106	9-Jan-25	15-Aug-40	7.13	15.5	9.01	7.04	↑ 0.6bps	100.77	6.999	7.104	100.20	101.18	12-Feb-25	100.85	1,241.97	78
FR0062	9-Feb-12	15-Apr-42	6.38	17.2	9.85	7.07	→ 0.0bps	93.15	6.997	7.096	92.90	93.83	12-Feb-25	91.50	8.32	13
FR0092	8-Jul-21	15-Jun-42	7.13	17.3	9.79	7.04	↑ 0.4bps	100.80	6.992	7.075	100.48	101.31	12-Feb-25	100.80	35.82	56
FR0097	19-Aug-22	15-Jun-43	7.13	18.3	10.09	7.00	↓ -0.4bps	101.26	6.942	7.120	100.03	101.87	12-Feb-25	100.40	1,530.16	82
FR0067	18-Jul-13	15-Feb-44	8.75	19.0	9.56	7.12	↑ 2.9bps	116.83	7.063	7.156	116.42	117.50	7-Feb-25	118.20	10.00	1
FR0076	22-Sep-17	15-May-48	7.38	23.3	11.00	7.15	↓ -3.0bps	102.53	7.030	7.254	101.33	103.91	12-Feb-25	102.60	93.72	107
FR0107	9-Jan-25	15-Aug-45	7.13	20.5	10.36	7.08	→ 0.0bps	100.50	7.170	7.154	99.69	101.19	12-Feb-25	100.63	914.65	82
FR0089	7-Jan-21	15-Aug-51	6.88	26.5	11.57	7.06	→ 0.0bps	97.82	6.996	7.104	97.28	98.54	12-Feb-25	97.40	159.33	104
FR0102	5-Jan-24	15-Jul-54	6.88	29.4	12.36	7.02	↓ -0.4bps	98.25	6.979	7.099	97.25	98.70	12-Feb-25	98.90	250.80	111
FR0105	27-Aug-24	15-Jul-64	6.88	39.4	13.09	7.16	↑ 1.4bps	96.26	6.566	6.903	77.95	80.97	12-Feb-25	98.75	4.03	14
ORI024T6	8-Nov-23	15-Oct-29	6.35	4.7	-	6.95	↓ -30.4bps	97.63	6.659	6.996	97.43	98.76	12-Feb-25	99.45	0.41	8
ORI025T6	28-Feb-24	15-Feb-30	6.40	5.0	-	6.96	↓ -29.9bps	97.63	6.688	7.025	97.37	98.78	12-Feb-25	99.90	1.04	8
ORI026T6	30-Oct-24	15-Oct-30	6.40	5.7	-	6.82	↓ -0.7bps	98.05	6.560	6.897	97.67	99.24	12-Feb-25	99.85	0.22	2
PBS017	11-Jan-18	15-Oct-25	6.13	0.7	0.64	5.98	↑ 2.5bps	100.08	5.911	6.247	99.91	100.13	12-Feb-25	100.05	11.00	2
PBS032	29-Jul-21	15-Jul-26	4.88	1.4	1.34	6.58	↑ 4.0bps	97.72	6.492	6.701	97.56	97.83	12-Feb-25	99.50	182.38	179
PBS021	5-Dec-18	15-Nov-26	6.63	1.8	1.61	6.27	→ 0.0bps	103.63	6.151	6.487	100.21	100.77	10-Feb-25	103.26	0.40	1
PBS003	2-Feb-12	15-Jan-27	6.00	1.9	1.78	6.51	↑ 1.8bps	99.09	6.440	6.711	98.73	99.21	12-Feb-25	99.10	295.43	127
PBS020	22-Oct-18	15-Oct-27	9.00	2.7	2.30	6.37	→ 0.0bps	106.35	6.231	6.493	106.04	106.70	31-Jul-24	108.25	0.50	1
PBS018	4-Jun-18	15-May-28	7.63	3.3	2.81	6.42	↓ -0.1bps	103.48	6.272	6.528	103.15	103.91	3-Sep-19	99.29	2,000.00	2
PBS030	4-Jun-21	15-Jul-28	5.88	3.4	3.03	6.57	↓ -1.4bps	97.90	6.404	6.740	97.39	98.39	12-Feb-25	99.43	157.14	26
PBSG001	22-Sep-22	15-Sep-29	6.63	4.6	3.79	6.70	↑ 0.2bps	99.72	6.272	6.609	100.05	101.38	10-Feb-25	99.91	4.85	1
IFR0006	1-Apr-10	15-Mar-30	10.25	5.1	3.89	6.56	↓ -0.4bps	115.74	6.371	6.646	115.33	116.61	10-Dec-24	116.00	40.00	4
PBS023	15-May-19	15-May-30	8.13	5.3	4.20	6.57	↓ -0.5bps	106.78	6.384	6.664	106.37	107.65	14-Jan-25	104.00	0.50	1
PBS012	28-Jan-16	15-Nov-31	8.88	6.8	5.02	7.12	↓ -1.1bps	109.28	6.696	7.033	109.75	111.67	4-Feb-25	110.00	10.00	1
PBS024	28-May-19	15-May-32	8.38	7.3	5.38	6.68	↓ -0.6bps	109.59	6.452	6.781	109.00	110.98	20-Dec-22	94.07	15.00	22
PBS025	29-May-19	15-May-33	8.38	8.3	5.92	6.78	↓ -0.7bps	109.95	6.541	6.877	109.30	111.54	7-Feb-25	109.75	10.00	1
PBS029	14-Jan-21	15-Mar-34	6.38	9.1	6.60	6.74	→ 0.0bps									

PRICE INDEX



YIELD INDEX



TECHNICAL ANALYSIS

FR0104

INDICATORS	12-Feb-25	-1 Day	Change
Last Price	97.06	96.96	0.10
DI+	0.50	0.51	(0.01)
DI-	39.49	35.42	4.08
ADX (15D)	10.91	15.69	(4.79)
A/D	-2,741.04	637.81	(3,378.85)
CMF(20D)	28,468.566	32,257.801	(3,789.23)
CCI	0.73	0.72	0.01
Volume (IDR bn)	99.50	99.59	(0.09)
Frequency	2,741	638	2,103

COMMENT

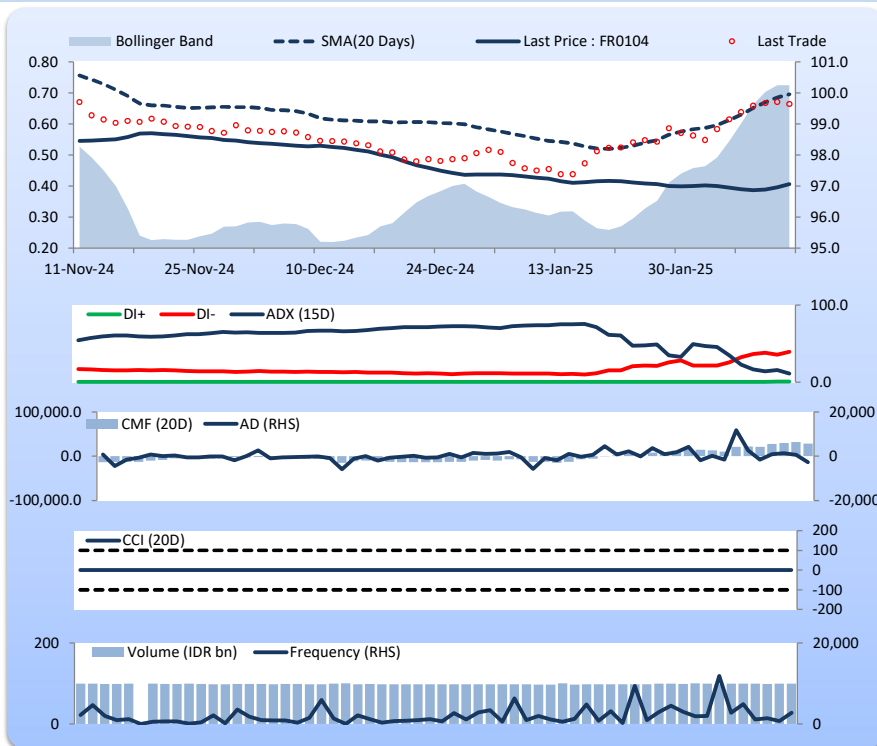
Price increased; light trade volume; downward trend continues to weaken; buying pressure eased; CCI increased.

BUY

FEATURES

Issue Date	22-Aug-24
Mature Date	15-Jul-30
Tenor	5.4
Coupon Rate	6.50
Last Yield	7.16
Modified Duration	4.46
Previous Coupon Date	15-Jan-25
Next Coupon Date	15-Jul-25

Sources: Bloomberg (Price); IDX



FR0103

INDICATORS	12-Feb-25	-1 Day	Change
Last Price	95.88	95.84	0.04
DI+	0.68	0.67	0.02
DI-	40.06	33.71	6.35
ADX (15D)	11.18	20.89	(9.71)
A/D	-3,337.20	2,493.50	(5,830.70)
CMF(20D)	49,579.283	54,326.567	(4,747.28)
CCI	1.04	0.99	0.05
Volume (IDR bn)	99.50	99.60	(0.10)
Frequency	3,337	2,493	844

COMMENT

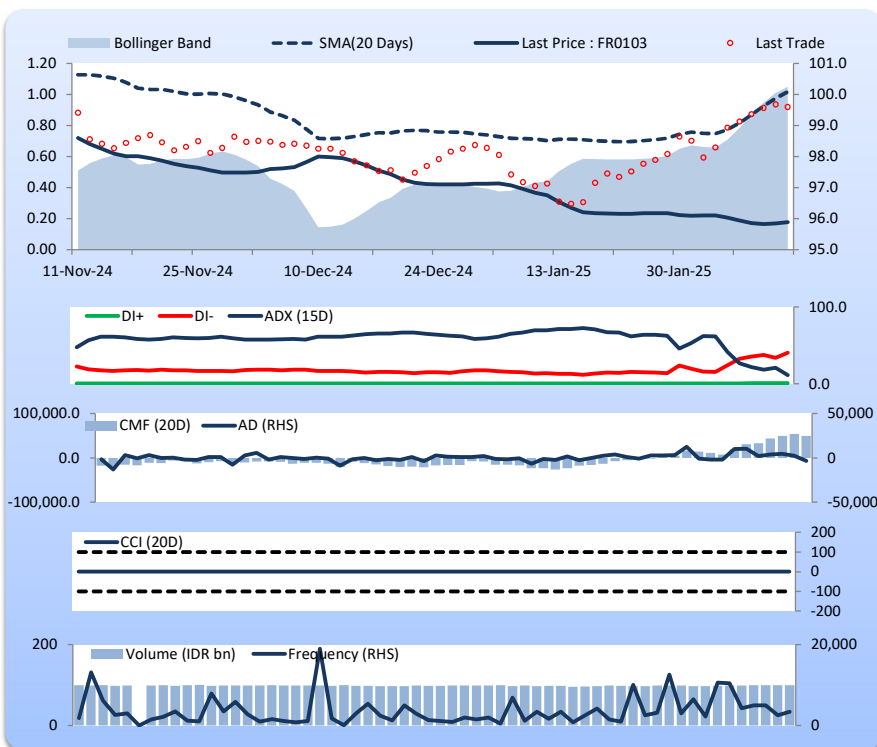
Price increased slightly; light trade volume; downward trend continues to weaken; buying pressure eased; CCI increased.

BUY

FEATURES

Issue Date	8-Aug-24
Mature Date	15-Jul-35
Tenor	10.4
Coupon Rate	6.75
Last Yield	7.32
Modified Duration	7.28
Previous Coupon Date	15-Jan-25
Next Coupon Date	15-Jul-25

Sources: Bloomberg (Price); IDX



FR0106

INDICATORS	12-Feb-25	-1 Day	Change
Last Price	97.27	97.30	(0.03)
DI+	0.34	0.35	(0.01)
DI-	40.93	40.61	0.32
ADX (15D)	22.64	20.73	1.91
A/D	-1,241.97	576.94	(1,818.90)
CMF(20D)	18,821.072	20,223.659	(1,402.59)
CCI	1.01	0.94	0.06
Volume (IDR bn)	100.85	100.80	0.05
Frequency	1,242	931	311

COMMENT

Price declined slightly; light trade volume; downward trend continues to strengthen; buying pressure eased; CCI increased.

SELL

FEATURES

Issue Date	9-Jan-25
Mature Date	15-Aug-40
Tenor	15.5
Coupon Rate	7.13
Last Yield	7.42
Modified Duration	8.88
Previous Coupon Date	15-Aug-24
Next Coupon Date	15-Feb-25

Sources: Bloomberg (Price); IDX



FR0107

INDICATORS	12-Feb-25	-1 Day	Change
Last Price	97.11	97.13	(0.02)
DI+	0.31	0.33	(0.01)
DI-	40.65	41.87	(1.22)
ADX (15D)	26.57	27.33	(0.76)
A/D	-487.37	-754.28	266.91
CMF(20D)	3,447.732	3,947.178	(499.45)
CCI	1.00	0.95	0.06
Volume (IDR bn)	100.63	100.60	0.03
Frequency	915	922	(7)

COMMENT

Price declined slightly; light trade volume; upward trend continues to weaken; buying pressure eased; CCI increased.

SELL

FEATURES

Issue Date	9-Jan-25
Mature Date	15-Aug-45
Tenor (year)	20.5
Coupon Rate	7.13
Last Yield	7.40
Modified Duration	10.18
Previous Coupon Date	15-Aug-24
Next Coupon Date	15-Feb-25

Sources: Bloomberg (Price); IDX



Analysts: Laras Nerpatari & Eka Nuraini

DISCLAIMER: The information contained in this report has been taken from sources which we deem reliable. However, none of P.T. BRI Danareksa Sekuritas and/or its affiliated companies and/or their respective employees and/or agents makes any representation or warranty (express or implied) or accepts any responsibility or liability as to, or in relation to, the accuracy or completeness of the information and opinions contained in this report or as to any information contained in this report or any other such information remaining unchanged after the issue thereof. We expressly disclaim any responsibility or liability (express or implied) of P.T. BRI Danareksa Sekuritas, its affiliated companies and their respective employees and agents whatsoever and howsoever arising (including, without limitation for any claims, proceedings, action, suits, losses, expenses, damages or costs) which may be brought against or suffered by any person as a result of acting in reliance upon the whole or any part of the contents of this report and neither P.T. BRI Danareksa Sekuritas, its affiliated companies or their respective employees or agents accepts liability for any errors, omissions or mis-statements, negligent or otherwise, in the report and any liability in respect of the report or any inaccuracy therein or omission therefrom which might otherwise arise is hereby expressly disclaimed. The information contained in this report is not taken as any recommendation made by P.T. BRI Danareksa Sekuritas or any other person to enter into any agreement with regard to any investment mentioned in this document. This report is prepared for general circulation. It does not have regards to the specific person who may receive this report. In considering any investments you should make your own independent assessment and seek your own professional financial and legal advice.